




How to sew a Feather Flag



Lay flag out print side down.

Flag and banding can now be put together.



Place flag material inside the banding and stitch from top to bottom following the curve of the flag.



Keep the edge of the banding in the middle of the foot and sew to the bottom of the flag.



Stitch a loop of elastic to the bottom of the flag. This will help secure the flag to the pole.

Revision #1

Created 8 November 2022 11:15:27 by Lesley

Updated 8 November 2022 11:15:27 by Lesley