

Generic Questions

- [All Questions](#)
- [Saving Cards on Website](#)

All Questions

What's the widest we print?

- 3.2m UV
- 1.8m Dye Sublimation
- 1.6m Vinyl
- 3m x 2m Direct to Board
 - Check available sheet sizes

What's the weight of our roll materials?

Mesh Banner	340gsm PVC/Polyester mesh
Airmesh	130gsm 100% Polyester
Flag	115gsm 100% Polyester
Banner	440gsm, 600gsm or 800gsm PVC/Polyester Mix

Why is my print grainy

The graininess comes from the print process. We use a CMYK process so make up the colour its made up of mixing the 4 colours together using little dots. The lighter the colour the less ink is used.

In UV print which both these were printed with the ink does not spread out as it sits on top of the material. You will not get a smooth colour using large format technology which we use.

What's the Minimum Text Size we recommend?

In terms of the text, the minimum point size is 5pt. This is industry standard across printers, we won't be able to produce these sharply and like other printers do not guarantee it.

What's the weight of our Heras Fence Panels

Mesh Banner	340gsm PVC polyester mesh
Airmesh	130gsm 100% Polyester
Flag	115gsm 100% Polyester

What size are our eyelets?

19mm diameter external, 11mm internal

How to get in to Carts View when a Quotation hasn't been converted yet?

change the url to

`/sales/shop-sales/carts-view/id/[quotation id]`

Saving Cards on Website

How to Save and Use a Payment Method

1. Go to "My Account"

- From the top navigation bar, click on **My Account**.

(Refer to Screenshot 1)

2. Open Saved Cards

- In the dropdown menu, click **Saved Cards**.

(Refer to Screenshot 2)

3. Add a New Payment Method

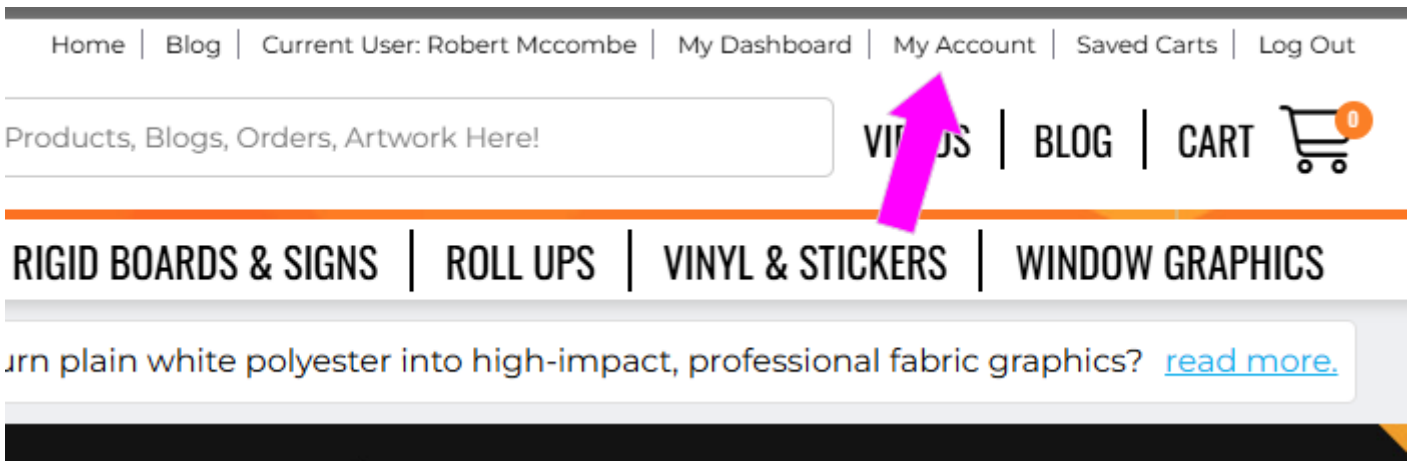
- On the "Saved Payment Methods" page, click the **Add Payment Method** button.
- Enter your card details securely.

(Refer to Screenshot 3)


4. Select Your Card at Checkout

- When placing an order, proceed to the **Checkout** page.
- In **Step 3: Payment / Order Confirmation**, you will see your saved card listed.
- Click **Select Card** to use it for your payment.

(Refer to Screenshot 4)



- Change My Details
- Change Password
- Edit Company Details
- Order History
- Saved Cards
- Developer Settings



Saved Payment Methods

Manage your saved cards for faster checkout

No Saved Cards

You haven't saved any payment methods yet.

ADD PAYMENT METHOD



Secure & Safe

Your payment information is encrypted and securely stored. We never store your complete card details on our servers.

Home > Your Cart / Checkout

CHECKOUT

STEP 1: DELIVERY ADDRESS

STEP 2: DELIVERY DATE & METHOD

STEP 3: PAYMENT / ORDER CONFIRMATION

Select enter your purchase order number then select your payment method:


Your Purchase Order No.:

Optional... Add your purchase order number.

Your Project Reference:

Optional... Add a project title

Select a card or add a new card at checkout.

Card	Expires	Added	
 Amex ending in 1000	03/2030	Sep 12, 2025	<p>SELECT CARD</p> <p>ADD NEW CARD</p>

