

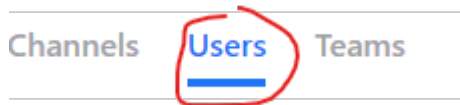
# General Usage

## Sending Private Messages

1. You can send 1 to 1 messages to other users by searching for users in the directory



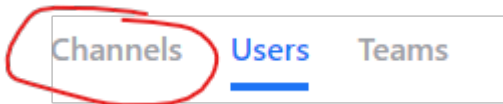
2. Select the users Tab



3. Search for the users name in the search bar
4. Select the user
5. A chat will appear on the left to represent your conversation

## Requesting Access to a Chat Room

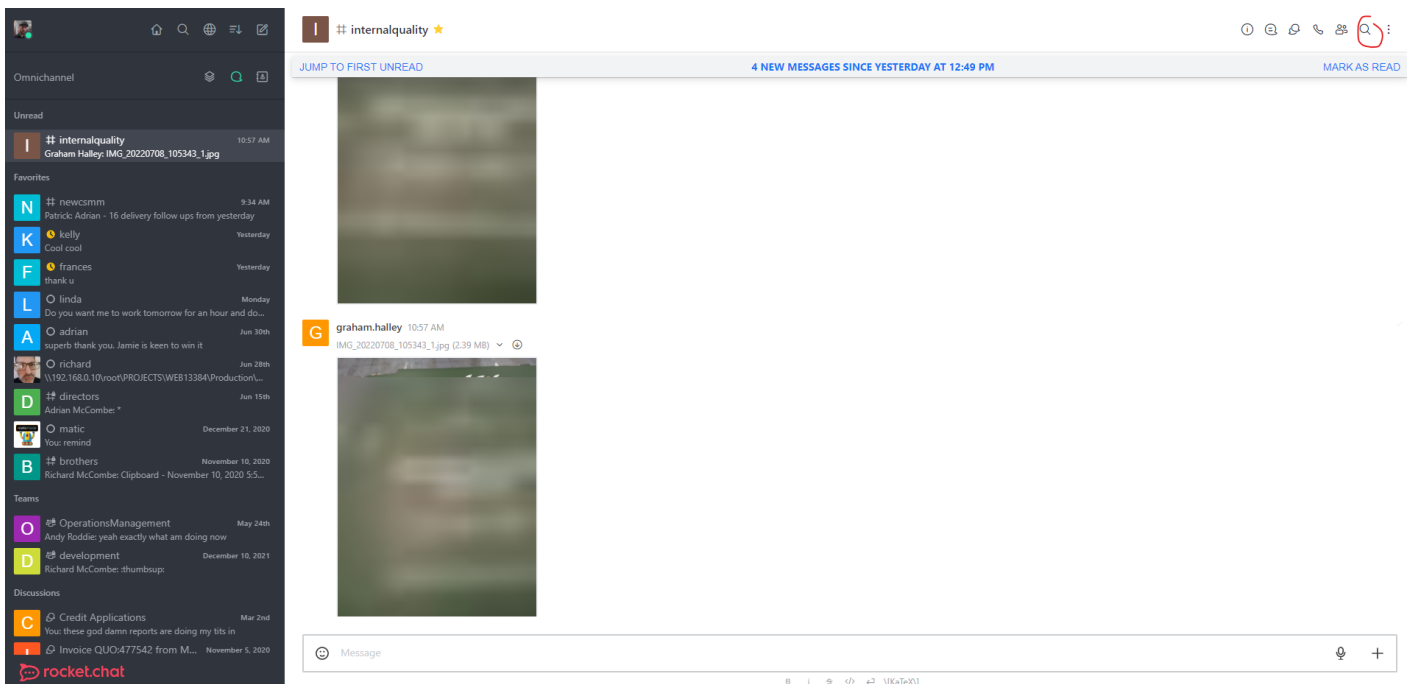
Its the same process as above to access a chat room you are not currently a member of, except select "Channels"



If you cannot find a channel, it means the channel is PRIVATE you and must ask someone in the channel to add you.

## Searching for Chats

You can search inside any chat by entering a chat and clicking the magnifying glass at the top right of the screen



Enter your query in the search box

Click "Global Search" to search all conversations rather than just the current conversation

Search Messages

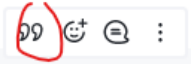

You can search using [Regular Expression](#). e.g. /^text\$/i

☐ Global search

## Replying to Chats inside a Chat Room

When replying to a specific message in a chat don't forget to specific "Quote the message"

This is done by clicking the quote icon when hovering over the conversation.



graham.halley 10:57 AM

IMG\_20220708\_105343\_1.jpg (2.39 MB) ▾ ⬇



---

Revision #2

Created 16 May 2022 12:40:51 by Admin

Updated 8 July 2022 14:37:12 by Admin