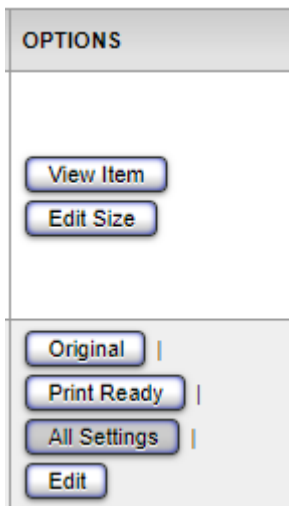


Curved Corners / Rounded Corners

Rounded Corners can be made manually as a 'CutContour' in the same way you would [make a cut line](#).

The rounded corners can quickly be changed in 'Edit' or 'All Settings' within the Items section on the order page within Matic Track.

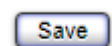


You'll find it when you scroll down in the pop-up section of All Settings.

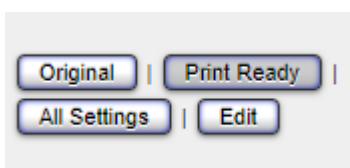
For example type "5" this will give you a radius of 5mm rounded corners.

Rounded Corners:	<input type="text" value="5"/>
------------------	--------------------------------

Hit Save



Check your file in the Print Ready file.



Revision #5

Created 5 May 2022 22:35:24 by Admin

Updated 29 August 2022 14:42:52 by Matt Parris