

TX300P-1800

TX300P-1800 MkII

Mechanical Drawing

Mechanical Drawing Table of contents



About recommended parts

The recommended parts are ranked as follows:

- A: Parts which may require to be replaced within one year after release. Parts to be replaced periodically.
- B: Parts recommended to be stocked by dealers

0. RECOMMENDED PARTS LIST

1. COVER Assy. -1/3
2. KEYBOARD Assy.
3. FRAME Assy. -1/3 (ver.1)
4. CLAMP Assy. -1/2
5. X DRIVE Assy.
6. Y DRIVE Assy.
7. Y BAR Assy.
8. BEAR Assy.
9. STATION Assy.
10. CAP BASE Assy.
11. WIPER Assy.
12. NCU
13. WASTE INK PUMP Assy.
14. MBIS3 -1/3
15. WASH CARTRIDGE Assy. -1/2
16. CARRIAGE Assy. -1/4 (Configuration with HCB PCB)
17. ELECTRICAL BOX Assy. -1/2
18. LEG Assy.
19. PLATEN Assy. -1/2 (ver.1)
20. FRICTION ROLLER Assy. -1/2
21. TAKE-UP Assy.
21. TAKE-UP Assy. (Tx300P-1800 Mk2)
22. TAKE-UP AMF Assy. -1/2
23. FEEDING Assy.
24. FEEDING AMF Assy. -1/2
25. TURNING ROLLER Assy.
26. PACKING Assy. -1/2
27. BLOCK DIAGRAM (Configuration with HCB PCB)

0. RECOMMENDED PARTS LIST

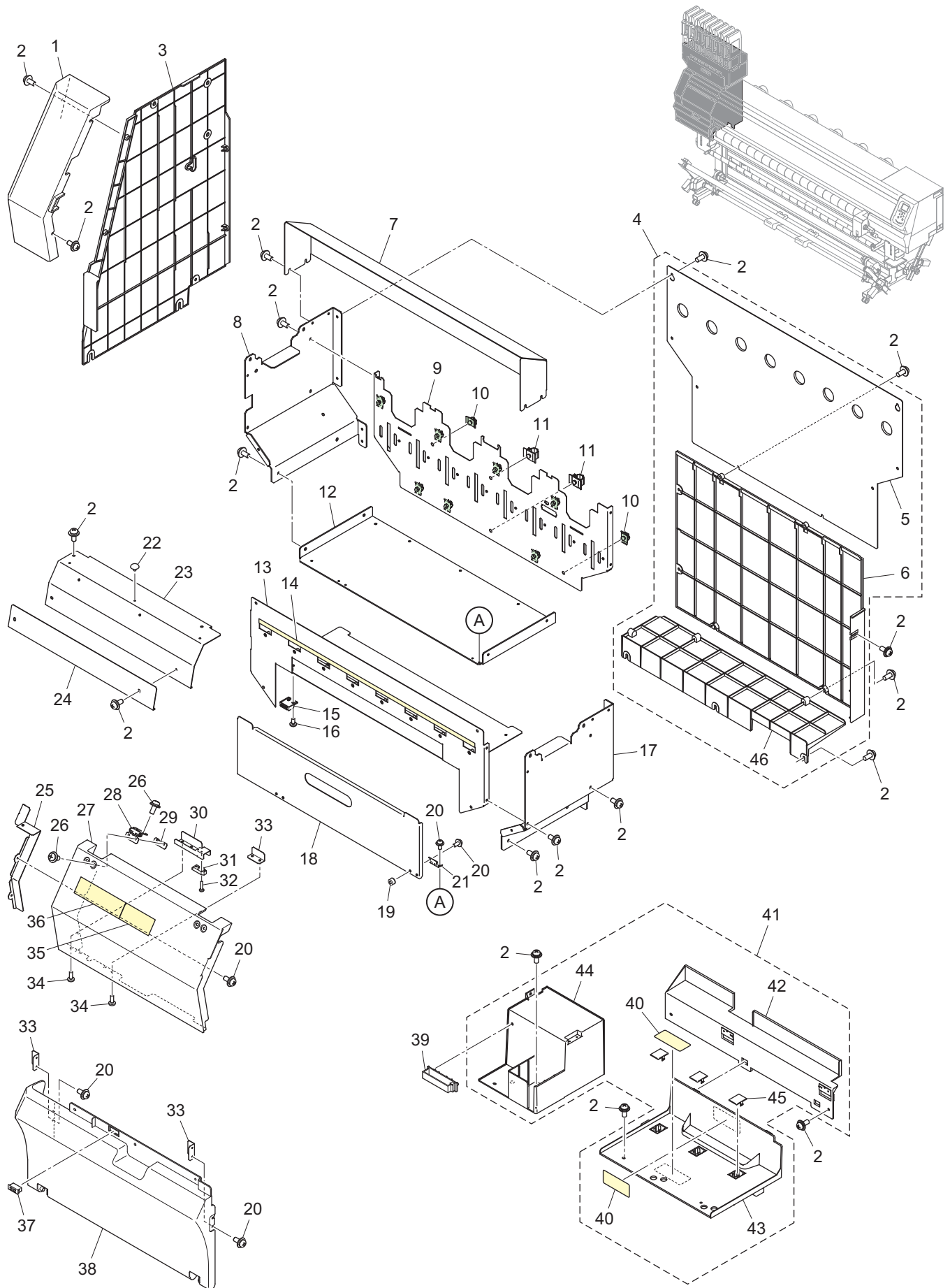
No.	Rank	Part codes	Name of part	Remarks	Common Model	M ^{※2}
1	A	MP-M015950	Cap assy_TS300		TS300P, Tx300P-B	
2	A	MP-M015860	CP pad T assy		TS300P, Tx300P-B	
3	A	MP-M017216	SP81R5 damper assy		TS300P, Tx300P-B	
4	A	MP-M018988	Selective path pump assy UV		TS300P, Tx300P-B, UJF-MkII, UCJV	C1.5
5	B	MP-1033477	CARTRIDGE SENSOR I/C, Y		TS300P, Tx300P-B	
6	B	MP-AYG4V1F06HW1	Optical fiber cord		TS300P, Tx300P-B	
7	B	MP-D3M-01K1-3	Micro switch		TS300P, Tx300P-B	
8	B	MP-KI3781-AALF	Photo interrupter		TS300P, Tx300P-B	
9	B	MP-LFP240F-48-J1R2YD48	Power supply (240W 48V)		TS300P, Tx300P-B	
		MP-SWF240P-48-R			TS300P, Tx300P-B	
10	B	MP-LFA15F-5-J1	Power supply (15W 5V)		TS300P, Tx300P-B	
		MP-ZWS15B-5			TS300P, Tx300P-B	
11	B	MP-PS122TL5-A	Reflection sensor		TS300P	
12	B	MP-RP-SDS128MK0	128MB SD card		TS300P, Tx300P-B	
13	B	MP-UH-AK810MK	HCB PCB Assy.		TS300P	
14	B	MP-UH-AK821MK	HCB2 PCB assy.		TS300P, Tx300P-B	A1.4
15	B	MP-E105363	ID contact PCB CN032 Assy.		TS300P, Tx300P-B	
16	B	MP-SCN-2702	ID connect Assy.		TS300P, Tx300P-B	C3.1
17	B	MP-E105986	IPPR3_DDR II PRAM (1GB) PCB Assy.		TS300P, Tx300P-B	
18	B	MP-E107263	Mark sensor PCB Assy.		TS300P, Tx300P-B	
19	B	MP-E107587	PCB assy_PD AMP		TS300P, Tx300P-B	
20	B	MP-E107610	Color LCD PCB Assy.		TS300P, Tx300P-B	
21	B	MP-E107856	RGB LED PCB Assy.		TS300P, Tx300P-B	
22	B	MP-E107936	CART IO PCB Assy.		TS300P, Tx300P-B	
23	B	MP-E108137	Slider P PCB Assy.		TS300P, Tx300P-B	
		MP-M026238	Slider P PCB assy			A3.4
24	B	MP-E108310	Station IV PCB Assy.		TS300P, Tx300P-B	
25	B	MP-E108339	Regenerative resistance PCB Assy.		TS300P, Tx300P-B	
26	B	MP-E108378	Slider power supply cable Assy.		TS300P, Tx300P-B	
27	B	MP-E108390	Potentiometer Assy.		TS300P, Tx300P-B	
28	B	MP-E108404	HCB-slider signal cable Assy.		TS300P	
29	B	MP-E112007	Slider - optical cable Assy.		TS300P, Tx300P-B	C3.3
30	B	MP-E108449	SD conversion PCB Assy.		TS300P, Tx300P-B	
31	B	MP-E108578	EPL3 main PCB COMFW assy		JV300, CJV300, TS300P, Tx300P-B	
		MP-M019387	EPL3 PCB B assy		JV300, CJV300, TS300P, Tx300P-B	A1.7
32	B	MP-E106614	Encoder PCB Assy.		TS300P, Tx300P-B	
33	B	MP-E300495	Step motor		TS300P, Tx300P-B	
34	B	MP-M024855	X-Motor Assy.		TS300P	C3.1
35	B	MP-E300816	Ink cartridge solenoid Assy.		TS300P, Tx300P-B	
36	B	MP-E301096	60*60*15 LC FAN		TS300P	
37	B	MP-E301097	120*120*25 LC FAN		TS300P, Tx300P-B	
		MP-E301220	120*120*25 FAN		TS300P, Tx300P-B	
38	B	MP-E301098	BLOWER LC FAN		TS300P	
39	B	MP-E301102	FFC 1.25-16-3600		TS300P, Tx300P-B	
40	B	MP-E301109	Step motor (56 square)		TS300P, Tx300P-B	
41	B	MP-E301206	Y scale 1800 LC180		TS300P, Tx300P-B	
42	B	MP-E301219	60*60*15 fan			
43	B	MP-E301220	120*120*25 FAN			
44	B	MP-E301221	BLOWER LC FAN			
45	B	MP-M011578	Motor all assy1		TS300P, Tx300P-B, UJF-MkII, UCJV	A1.5
46	B	MP-M015273	Take-up right Assy.		TS300P, Tx300P-B	
47	B	MP-M015316	D valve Assy.		TS300P, Tx300P-B	
48	B	MP-M015756	Tx clamp Assy.			
49	B	MP-M015757	Tx adding PR Assy.			

0. RECOMMENDED PARTS LIST

No.	Rank	Part codes	Name of part	Remarks	Common Model	M ^{*2}
50	B	MP-M015764	Stretch unit Assy.			
51	B	MP-M015864	TS cartridge valve Assy.		TS300P, Tx300P-B	
52	B	MP-M015885	HA812 head packing P Assy.		TS300P, Tx300P-B	
53	B	MP-M015930	MBIS base T Assy.		TS300P, Tx300P-B	
54	B	MP-M015931	INK tank all Assy.		TS300P, Tx300P-B	
55	B	MP-M015938	NCU body TS assy		TS300P, Tx300P-B	C1.5
56	B	MP-M017193	2A FUSE (10pcs)		TS300P, Tx300P-B	C1.4
57	B	MP-M017194	6.3A FUSE (10pcs)		TS300P, Tx300P-B	C1.4
58	B	MP-M017195	1.25A FUSE (10pcs)		TS300P, Tx300P-B	C1.4
59	B	MP-M017196	3.15A FUSE (10pcs)		TS300P, Tx300P-B	C1.4
60	B	MP-M017211	Head wash jig packing Assy.			
61	B	MP-M017241	5A Time-Lag FUSE (10pcs)		TS300P, Tx300P-B	C1.4
62	B	MP-M017242	3A FUSE (10pcs)		TS300P, Tx300P-B	C1.4
63	B	MP-M017243	7A FUSE (10pcs)		TS300P, Tx300P-B	C1.4
64	B	MP-M018040	Head FFC Assy.1 with a spacer		TS300P	C1.3
65	B	MP-M018041	Head FFC Assy.2 with a spacer		TS300P, Tx300P-B	C1.3
66	B	MP-M018128	Rubber tape (100*6m)			C1.1A
67	B	MP-M018260	Rubber tape (50*6m)			C1.1A
68	B	MP-M020209	Y drive motor all assy 2		TS300P, Tx300P-B	C1.5
69	B	MP-M208560	P roller shaft 47		TS300P	
70	B	MP-M603012	Fitting φ3		TS300P, Tx300P-B	
71	B	MP-M603013	Fitting φ2		TS300P, Tx300P-B	
72	B	MP-M603385	3 Way fitting φ3		TS300P, Tx300P-B	
73	B	MP-M603410	WP slider		TS300P, Tx300P-B	
74	B	MP-M603425	FIT_L_2		TS300P, Tx300P-B	
75	B	MP-M700734	F seal rubber 300		TS300P, Tx300P-B	
76	B	MP-M700993	Pinch roller			
77	B	MP-M802448	CA absorber T		TS300P, Tx300P-B	
78	B	MP-M802457	NCU absorber T		TS300P, Tx300P-B	
79	B	MP-M802894	PT01-MMK-2*3 100m		TS300P, Tx300P-B	A1.5
80	B	MP-M802895	PT01-MMK-3*4 100m		TS300P, Tx300P-B	A1.5
81	B	MP-M022240	Torque limiter 2	Mk2 only		A3.0
82	B	MP-OJ-6505-N2	PHOTO SENSOR	Mk2 only		A3.0
83	B	MP-E302032	BLOWER FAN 24M	Mk2 only	TS55	A3.0
84	B	MP-D3M-01L1-3	MICRO SWITCH	Mk2 only		A3.0

*1 P: Supply quantity *2 M: Changed contents (A: Added part, D: Deleted part, C: Changed part, and Adapted ver.)

1. COVER Assy. -1/3

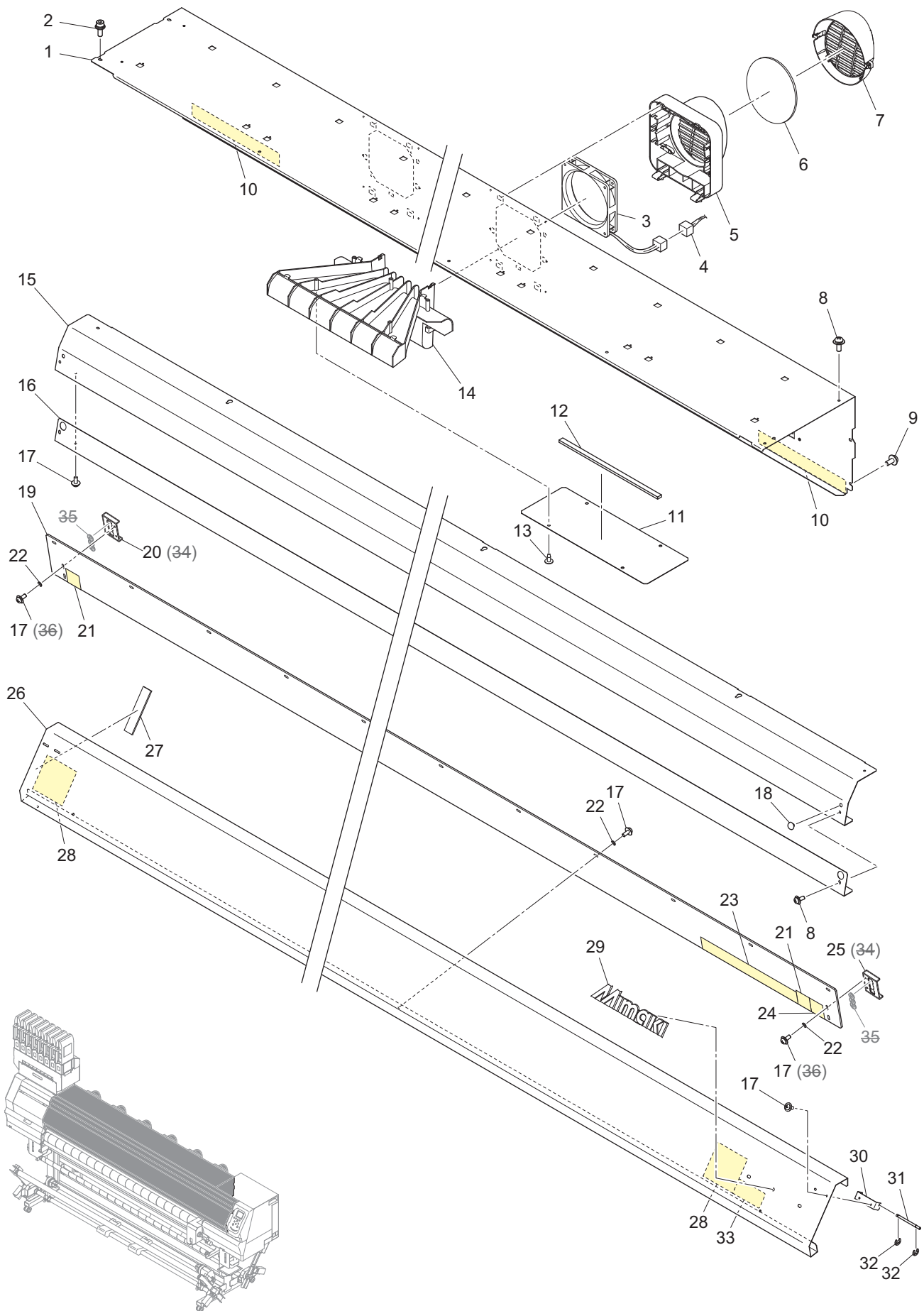


1. COVER Assy. -1/3

No.	Rank	Part codes	Name of part	Remarks	Quantity used			Common Model	P*1	M*2
					Std	Mk2				
1		M604241	Front cover LT		1	←		TS300P, Tx300P-B		
2		MM-000564	Screw	P4x10SMW	41	←		TS300P, Tx300P-B		C1.1
3		M604617	Cover L		1	←		TS300P, Tx300P-B		C1.5
4		M017879	MB back cover assy.		1	←		TS300P, Tx300P-B		A1.1
5		M523206	MB back cover U assy.		1	←		TS300P, Tx300P-B		A1.1
6		M604281	Cartridge back cover 2		1	←		TS300P, Tx300P-B		A1.1
7		M523207	MB back cover T		1	←		TS300P, Tx300P-B		
8		M523194	Cartridge cover L		1	←		TS300P, Tx300P-B		
9		M523196	Cartridge cover behind		1	←		TS300P, Tx300P-B		
10		MM-000033	Cable clamp UL	CKS-07-L	9	←		TS300P, Tx300P-B		
11		MM-000037	Cable clamp UL	CKS-13-L	2	←		TS300P, Tx300P-B		
12		M523197	Cartridge bottom cover		1	←		TS300P, Tx300P-B		
13		M523294	MB front cover		1	←		TS300P, Tx300P-B		
14		M912037	Label - 4 ink color		1	←		TS300P, Tx300P-B		
15		TL-105	Magnet catch		2	←		TS300P, Tx300P-B		
16		MM-000223	Screw	B3x6 Black	4	←		TS300P, Tx300P-B		
17		M523195	Cartridge cover R		1	←		TS300P, Tx300P-B		
18		M523270	Cartridge space cover		1	←		TS300P, Tx300P-B		
19	B	MP-M700734	F seal rubber 300		4	←		TS300P, Tx300P-B		
20		MM-000559	Screw	P3x8SMW Black	15	←		TS300P, Tx300P-B		C1.1
21		F-25A	Hinge		2	←		TS300P, Tx300P-B		
22		TM-96-1	Plug cushion rubber		3	←		TS300P, Tx300P-B		
23		M523295	Front cover ULT		1	←		TS300P, Tx300P-B		
24		M521045	Front cover UL line		1	←		TS300P, Tx300P-B		
25		M520688	Maintenance U support plate		1	←		TS300P, Tx300P-B		
26		MM-000565	Screw	P4x10SMW Black	8	←		TS300P, Tx300P-B		
27		M604244	Front under cover T		1	←		TS300P, Tx300P-B		
28		HG-TS03	Torque hinge HG-TS type	Not compatible with DEH-T20S-1.	-			UJF-MkII, 3DUJ, TS55		D1.5
		DEH-T20S-1	Torque hinge	The first time only, to replace all. * DEH-T20S-1 * M536045 * [Ch.3] M536022 * [Ch.3] M536023	2	←		JV300, TS300P, Tx300P-B, UCJV, UJF-MkII		A1.5
29		M520689	S hinge BKT	Not compatible with M536045.	-			UJF-MkII		D1.5
		M536045	Hinge nut	The first time only, to replace all. * DEH-T20S-1 * M536045 * [Ch.3] M536022 * [Ch.3] M536023	2	←		JV300, TS300P, Tx300P-B, UCJV, UJF-MkII		A1.5
30		M520687	Maintenance sensor BKT		1	←		TS300P, Tx300P-B		
31	B	MP-D3M-01K1-3	Micro switch		1	←		TS300P, Tx300P-B		
32		MM-000206	Screw	B2x10	2	←		TS300P, Tx300P-B		
33		M520696	Magnet base		3	←		TS300P, Tx300P-B		
34		MM-000951	Screw	B3x8	4	←		TS300P, Tx300P-B		
35		M912045	Label--1800		1	←		TS300P		
36		M912618	Label - model Tx300P		1	-		Tx300P-B		C1.6
		M916530	MkII label		-	1				A3.0
37		TL-295-2	Magnet catch		1	←		TS300P, Tx300P-B		
38		M603819	Under cover L		1	←		TS300P, Tx300P-B		
39		MM-001154	Flat cable clamp	FCS-6015	1	←		TS300P, Tx300P-B		
40		M903330	Caution label - works		2	←		TS300P, Tx300P-B		
41		M017877	Maintenance cover assy.		1	←		TS300P, Tx300P-B		A1.1
42		M604270	X shaft cover		1	←		TS300P, Tx300P-B		A1.1
43		M604271	Maintenance cover X		1	←		TS300P, Tx300P-B		A1.1
44		M604269	X motor cover		1	←		TS300P, Tx300P-B		A1.1
45		M605159	LED cover Bk		3	←		TS300P, Tx300P-B		A1.2
46		M604279	Cartridge under cover		1	←		TS300P		A1.1

*1 P: Supply quantity *2 M: Changed contents (A: Added part, D: Deleted part, C: Changed part, and Adapted ver.)

1. COVER Assy. -2/3

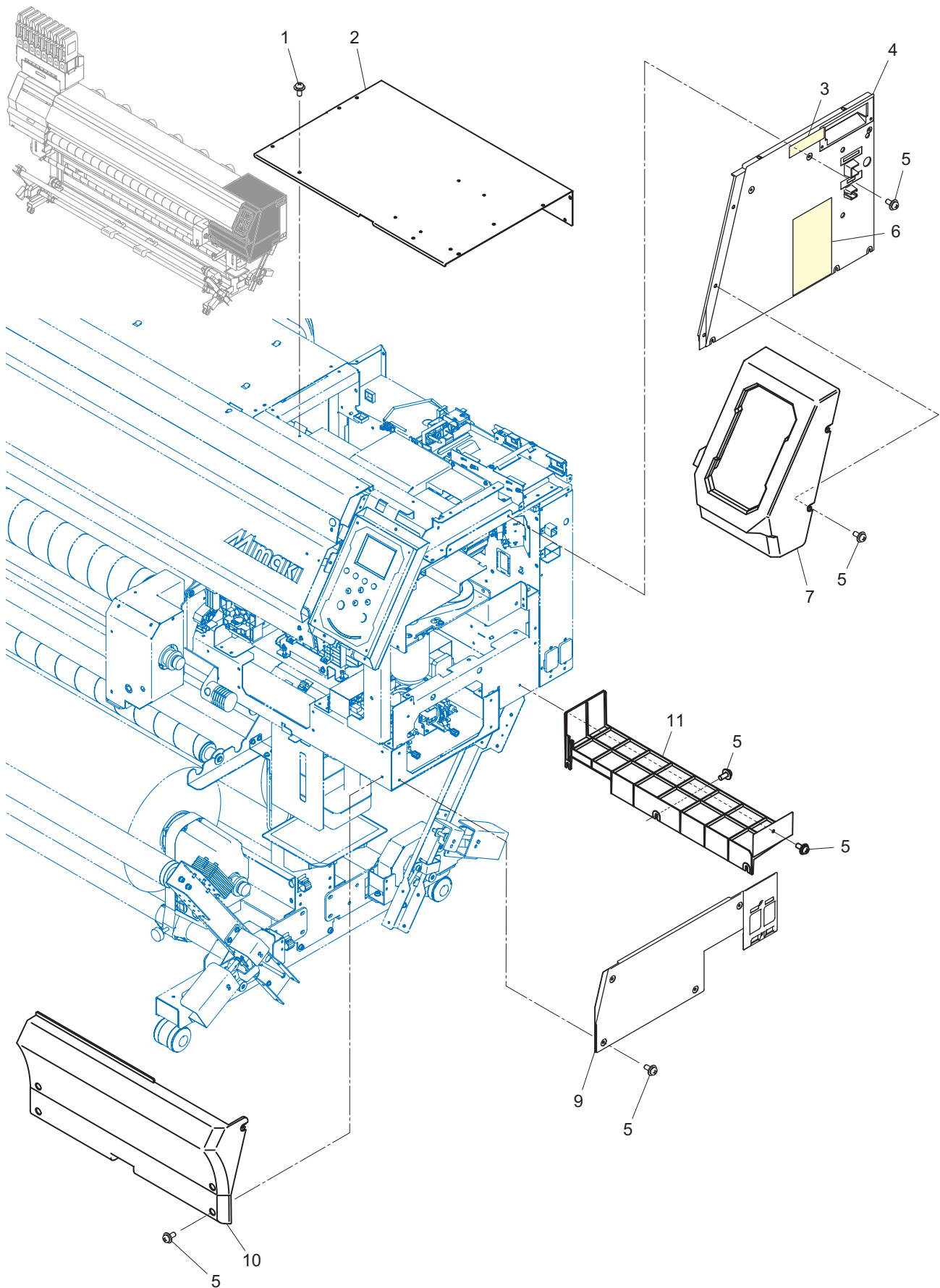


Mechanical Drawing						Rev.
Model	Common	Issued	2015.10.30	Revised	2019.07.30	
1. COVER Assy. -2/3						1.8

No.	Rank	Part codes	Name of part	Remarks	Quantity used			Common Model	P*1	M*2
					Std	Mk2				
1		M523129	Y cover 1800		1	←				
2		MM-000325	Screw	CS4x12SMW Black	2	←				
3	B	MP-E301097	120*120*25 LC FAN		6	←		TS300P, Tx300P-B		
		MP-E301220	120*120*25 FAN					TS300P, Tx300P-B		
4		E108370	Roof fan cable 180 Assy.		1	←				
5		M603795	Fan cover		6	←				
6		M802273	FAN filter		6	←				
7		M603834	Fan filter cover		6	←				
8		MM-001566	Screw	M4x10	8	←				
9		MM-000564	Screw	P4x10SMW	6	←				
10		M905811	Label-PC C		2	←				
11		M911934	Bear cushion film		3	←				
12		TM238-5-10	Ept sealer		3	←				
13		MM-000946	Screw	TP3x8 Black	12	←				
14		M603794	Fan duct		6	←				
15		M523252	Front cover U1800		1	←				
16		M523251	Front cover U line 1800		1	←				
17		MM-000559	Screw	P3x8SMW Black	25	←				C1.8
18		MP-M017819	Cushion rubber (φ14*L10.6) (10pcs set)		2	←			10	C1.2
19		M604185	Front cover L1800		1	←				
20		M521004	SW dog L	Switch from 07/2019: * M606283 * MM-000787	1	←		Tx300P-B		C1.8
21		M907833	Caution label-head slider		2	←				
22		MM-000794	Teflon washer	WP-5	15	←				
23		M901607	Caution label-cover		1	←				
24		M911088	Label-ENERGY STAR		1	←				
25		M521005	SW dog R	Switch from 07/2019: * M606283 * MM-000787	1	←		Tx300P-B		C1.8
26		M523241	Front cover M1800		1	←				
27		UNLEA3-20	Low elastic rubber sheet		1	←				
28		M910931	Caution label-front cover falling		2	←				
29		M602402	Mimaki name plate		1	←				
30		M520674	Cover fulcrum pin BKT		2	←				
31		M205599	Cover fulcrum pin		2	←				
32		MM-000165	E-ring	E-3 SUS	4	←				
33		M903330	Caution label-works		1	←				
34		M606283	Sensor dog	Available from 07/2019. The first time only, to replace all.	2			JV300, TS300P, UCJV, TS55		D1.8
35		MM-000787	Washer (W6)	* M606283 * MM-000787 * MM-000624	6			JV300, TS300P, UCJV, TS55		D1.8
36		MM-000624	Screw (TP3x8F SMW)		4			JV300, TS300P, UCJV, TS55		D1.8

*1 P: Supply quantity *2 M: Changed contents (A: Added part, D: Deleted part, C: Changed part, and Adapted ver.)

1. COVER Assy. -3/3

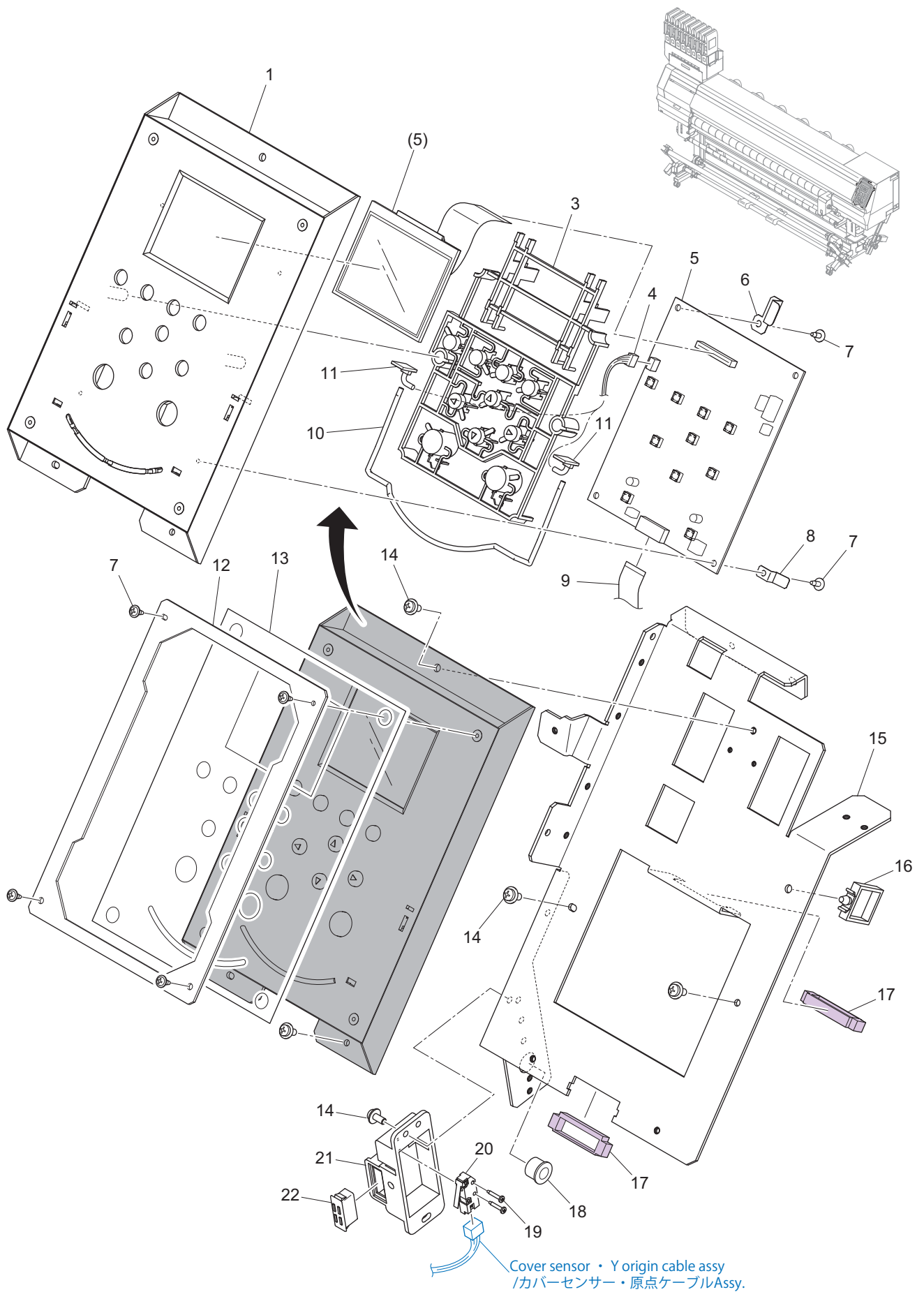


Mechanical Drawing						Rev.
Model	Common	Issued	2015.10.30	Revised	2019.11.05	
1. COVER Assy. -3/3						3.0

No.	Rank	Part codes	Name of part	Remarks	Quantity used			Common Model	P*1	M*2
					Std	Mk2				
1		MM-001566	Screw	M4x10	9	←				
2		M518555	Top cover R		1	←				
3		M904889	Label-Cartridge for washing liquid		1	←				
4		M604619	Cover R	For replacement, refer to Technical Report No. 2979.	1	←				C1.5
5		MM-000565	Screw	P4x10SMW Black	25	←				
6		M910823	Label-Model unification (For Kazawa plant)		1	-				
		M916532	Machine label		-	←				A3.0
7		M604240	Front cover RT		1	←				
8		Deleted								C1.1
9		M604622	Cover R 2		1	←				C1.5
10		M603818	Under cover R		1	←				
11		M604284	Electrical Box stay 2		1	←				A1.1

*1 P: Supply quantity *2 M: Changed contents (A: Added part, D: Deleted part, C: Changed part, and Adapted ver.)

2. KEYBOARD Assy.

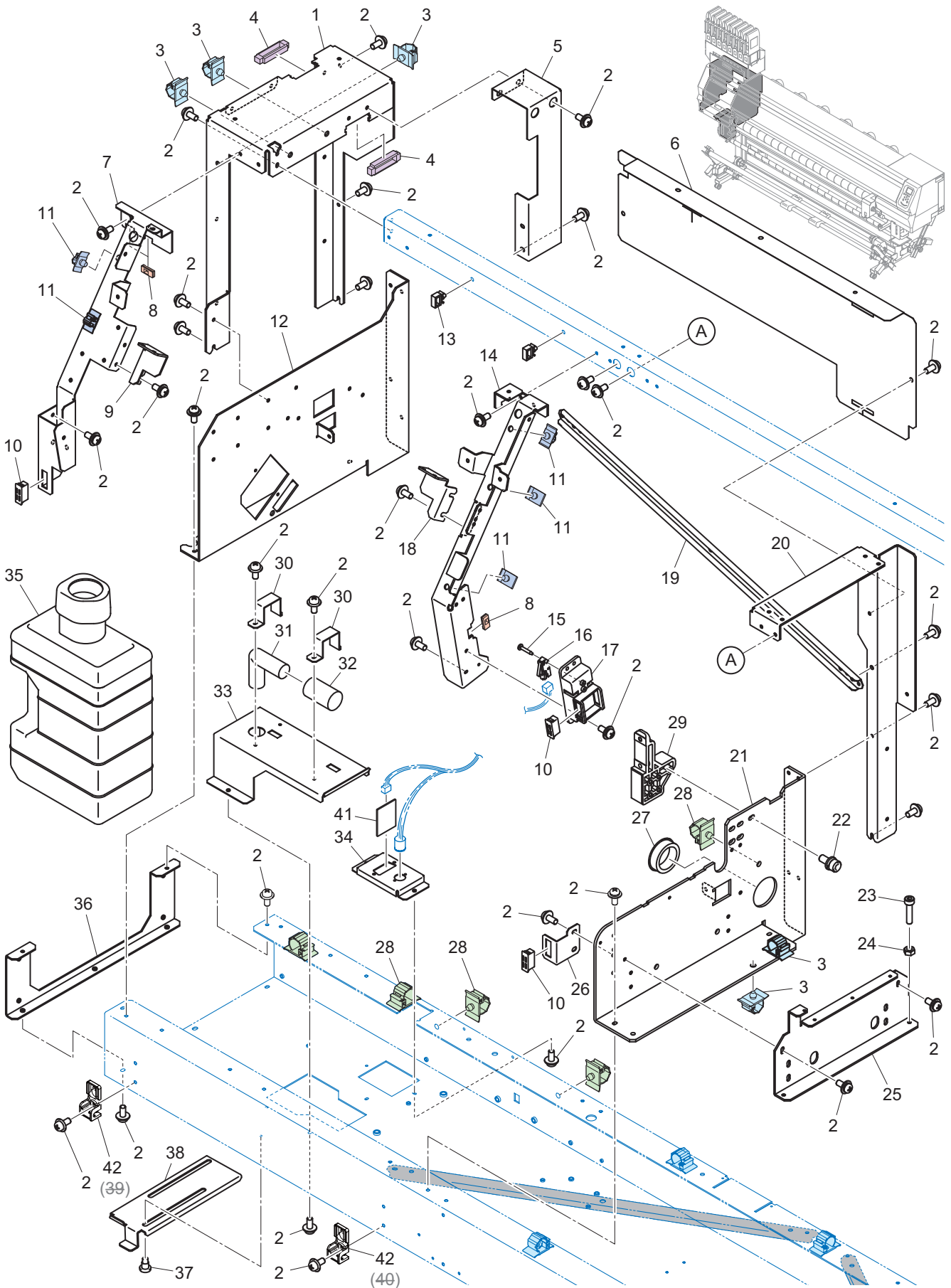


2. KEYBOARD Assy.

No.	Rank	Part codes	Name of part	Remarks	Quantity used			Common Model	P* ¹	M* ²
					Std	Mk2				
1		M603681	KB cover		1	←		TS300P, Tx300P-B		
2		Deleted								D1.5
3		M603612	Key top 1030		1	←		TS300P, Tx300P-B		
4		E107894	RGB LED connecting cable assy		1	←		TS300P, Tx300P-B		
5	B	MP-E107610	Color LCD PCB assy	LCD included	1	←		TS300P, Tx300P-B		C1.5
6		M522241	KB earth plate		1	←		TS300P, Tx300P-B		
7		MM-000624	Screw	TP3x8F	8	←		TS300P, Tx300P-B		
8		M515040	Ground plate		1	←		TS300P, Tx300P-B		
9	B	MP-E301114	FFC 1.00-18-850		1	←		TS300P, Tx300P-B		C1.5
10		MP-M802094	Light guide		1	←		TS300P, Tx300P-B		
11	B	MP-E107856	RGB LED PCB assy		1	←		TS300P, Tx300P-B		
12		M523797	KB accent line T		1	←		TS300P, Tx300P-B		
13		M910107	KB sheet		1	←		TS300P, Tx300P-B		
14		MM-000565	Screw	P4x10SMW Black	9	←		TS300P, Tx300P-B		
15		M519217	KB frame		1	←		TS300P, Tx300P-B		
16		MM-001569	Reuse locking clamp	RLWC-6SV0	1	←		TS300P, Tx300P-B		A1.5
17		MM-001353	Locking edge saddle	TSB-3509	2	←		TS300P, Tx300P-B		A1.5
18		MM-001162	Bushing	TB-0813	1	←		TS300P, Tx300P-B		A1.5
19		MM-001054	Screw	TP2x12	2	←		TS300P, Tx300P-B		A1.5
20	B	MP-D3M-01K1-3	Micro switch		1	←		TS300P, Tx300P-B		A1.5
21		M602228	SW cover		1	←		TS300P, Tx300P-B		A1.5
22		MC-FS34W-M	Magnet catch		1	←		TS300P, Tx300P-B		A1.5

*1 P: Supply quantity *2 M: Changed contents (A: Added part, D: Deleted part, C: Changed part, and Adapted ver.)

3. FRAME Assy. -1/3 (ver.1)

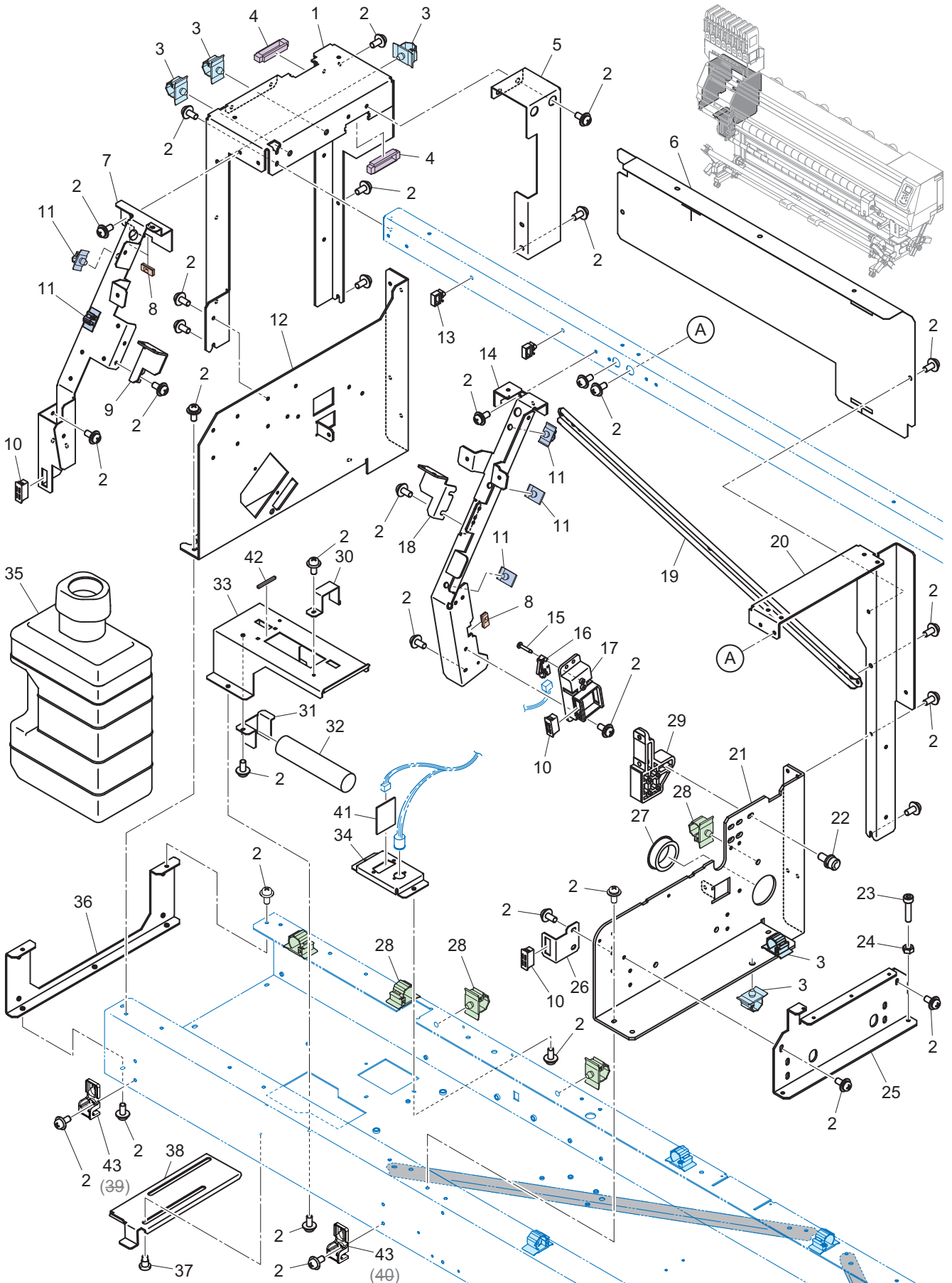


3. FRAME Assy. -1/3 (ver.1)

No.	Rank	Part codes	Name of part	Remarks	Quantity used			Common Model	P*1	M*2
					Std	Mk2				
1		M519183	Top frame LL		1	-				
2		MM-000565	Screw	P4x10SMW Black	49	-				
3		MM-000037	Cable clamp UL	CKS-13-L	5	-				
4		MM-001353	Locking edge saddle	TSB-3509	2	-				
5		M523293	FFC wiring stay T		1	-				
6		M911731	Cartridge back film		1	-				
7		M520684	Cover frame FL1		1	-				
8		MM-000902	Locking edge saddle	EDS-0704L-VO	3	-				
9		M520690	LL hinge BKT	Stock only. Not compatible with M536022.	-	-				D1.5
		M536022	LL hinge BKT	The first time only, to replace all. * [Ch.1 P2] DEH-T20S-1 * [Ch.1 P2] M536045 * [Ch.3] M536022 * [Ch.3] M536023	1	-	JV300, TS300P, Tx300P-B, UCJV, UJF-MkII			A1.5
10		MC-FS34W-M	Magnet catch		3	-				
11		MM-000033	Cable clamp UL	CKS-07-L	5	-				
12		M518521	X drive side plate		1	-				
13		MM-000054	Locking wire saddle	LWS-1S	2	-				
14		M520685	Cover frame FL2		1	-				
15		MM-001054	Screw	P2x12	2	-				
16	B	MP-D3M-01K1-3	Micro switch		1	-				
17		M602228	SW cover		1	-				
18		M520691	LR hinge BKT	Stock only. Not compatible with M536023.	-	-				D1.5
		M536023	LR hinge BKT	The first time only, to replace all. * [Ch.1 P2] DEH-T20S-1 * [Ch.1 P2] M536045 * [Ch.3] M536022 * [Ch.3] M536023	1	-	JV300, TS300P, Tx300P-B, UCJV, UJF-MkII			A1.5
19		M518386	Body frame stay		1	-				
20		M518391	Top frame LR		1	-				
21		M518520	P side plate L		1	-				
22		MM-001107	Screw	CS5x12SMW Black	5	-				
23		MM-001147	Screw	CS4x18 Black	2	-				
24		MM-000186	Nut	N4 (type-1)	2	-				
25		M518385	P side plate L angle		1	-				
26		M520697	Magnet BKT		1	-				
27		MM-001164	Bushing	TB-2938	1	-				
28		MM-000039	Cable clamp UL	CKS-16-L	4	-				
29		M400583	Y bar BKT		1	-				
30		M525315	Hose fix plate		2	-				
31		WS-16	L type hose joint		1	-				
32		18-24	Tube		1	-				
33		M532594	Hose guide 3		1	-				C1.5
34		M525185	Connector BKT		1	-				
35		M603823	Angular waste ink tank		1	-			1	
36		M518333	Frame side plate		1	-				
37		MM-000512	Belt lock screw black		2	-				
38		M524882	Tank stopper 3		1	-				
39		M520695	Left under cover BKT 1	As soon as it is out of stock, replace all.	-	-				D1.8
40		M520992	Left under cover BKT 2		-	-				D1.8
41		E108987	Take-up/feeding inverse protect PCB Assy.		1	-				A1.3
42		M604637	Left under cover BKT		2	-	TS300P, Tx300P-B, UCJV			A1.8

*1 P: Supply quantity *2 M: Changed contents (A: Added part, D: Deleted part, C: Changed part, and Adapted ver.)

3. FRAME Assy. -1/3 (ver.2)

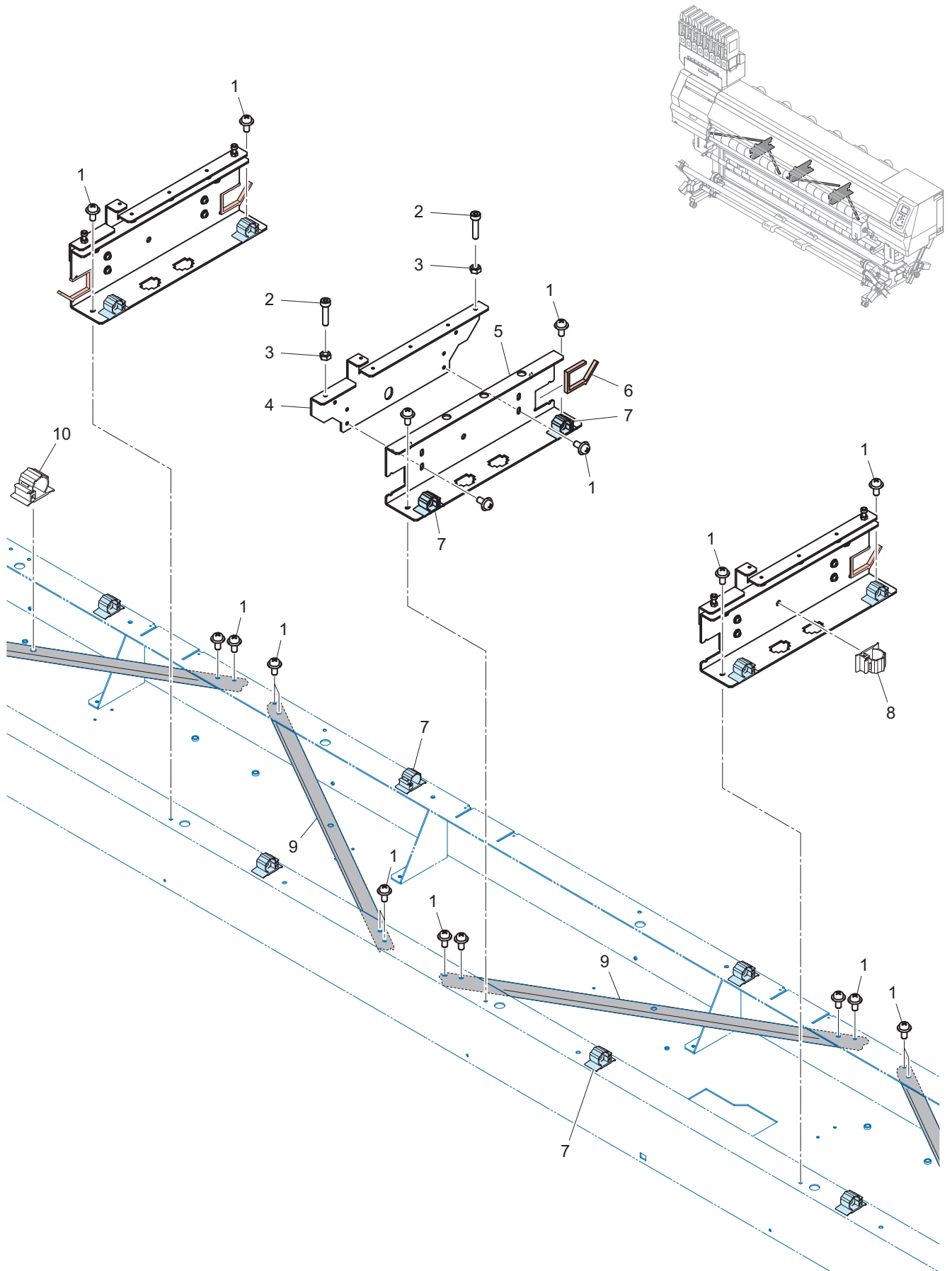


Mechanical Drawing						Rev.
Model	Common	Issued	2016.07.08	Revised	2019.07.30	
3. FRAME Assy. -1/3 (ver.2)						1.8

No.	Rank	Part codes	Name of part	Remarks	Quantity used			Common Model	P*1	M*2
					Std	Mk2				
1		M519183	Top frame LL		1	←				
2		MM-000565	Screw	P4x10SMW Black	49	←				
3		MM-000037	Cable clamp UL	CKS-13-L	5	←				
4		MM-001353	Locking edge saddle	TSB-3509	2	←				
5		M523293	FFC wiring stay T		1	←				
6		M911731	Cartridge back film		1	←				
7		M520684	Cover frame FL1		1	←				
8		MM-000902	Locking edge saddle	EDS-0704L-VO	3	←				
9		M520690	LL hinge BKT	Stock only. Not compatible with M536022.	-	←				D1.5
		M536022	LL hinge BKT	The first time only, to replace all. * [Ch.1 P2] DEH-T20S-1 * [Ch.1 P2] M536045 * M536022 * M536023	1	←	JV300, TS300P, Tx300P-B, UCJV, UJF-MkII			A1.5
10		MC-FS34W-M	Magnet catch		3	←				
11		MM-000033	Cable clamp UL	CKS-07-L	5	←				
12		M518521	X drive side plate		1	←				
13		MM-000054	Locking wire saddle	LWS-1S	2	←				
14		M520685	Cover frame FL2		1	←				
15		MM-001054	Screw	P2x12	2	←				
16	B	MP-D3M-01K1-3	Micro switch		1	←				
17		M602228	SW cover		1	←				
18		M520691	LR hinge BKT	Stock only. Not compatible with M536023.	-	←				D1.5
		M536023	LR hinge BKT	The first time only, to replace all. * [Ch.1 P2] DEH-T20S-1 * [Ch.1 P2] M536045 * M536022 * M536023	1	←	JV300, TS300P, Tx300P-B, UCJV, UJF-MkII			A1.5
19		M518386	Body frame stay		1	←				
20		M518391	Top frame LR		1	←				
21		M518520	P side plate L		1	←				
22		MM-001107	Screw	CS5x12SMW Black	5	←				
23		MM-001147	Screw	CS4x18 Black	2	←				
24		MM-000186	Nut	N4 (type-1)	2	←				
25		M518385	P side plate L angle		1	←				
26		M520697	Magnet BKT		1	←				
27		MM-001164	Bushing	TB-2938	1	←				
28		MM-000039	Cable clamp UL	CKS-16-L	4	←				
29		M400583	Y bar BKT		1	←				
30		M525315	Hose fix plate		2	←				
31		M526956	Hose fix plate 3		1	←				
32		T-HN-19	Spring hose for harness		1	←				
33		M532594	Hose guide 3		1	←				C1.5
34		M525185	Connector BKT		1	←				
35		M603823	Angular waste ink tank		1	←		1		
36		M518333	Frame side plate		1	←				
37		MM-000512	Belt lock screw black		2	←				
38		M524882	Tank stopper 3		1	←				
39		M520695	Left under cover BKT 1	As soon as it is out of stock, replace all.	-	←				D1.8
40		M520992	Left under cover BKT 2		-	←				D1.8
41		E108987	Take-up/feeding inverse protect PCB Assy.		1	←				
42		MM-000009	Banding band	T-18-L	1	←				
43		M604637	Left under cover BKT		2	←	TS300P, Tx300P-B, UCJV			A1.8

*1 P: Supply quantity *2 M: Changed contents (A: Added part, D: Deleted part, C: Changed part, and Adapted ver.)

3. FRAME Assy. -2/3

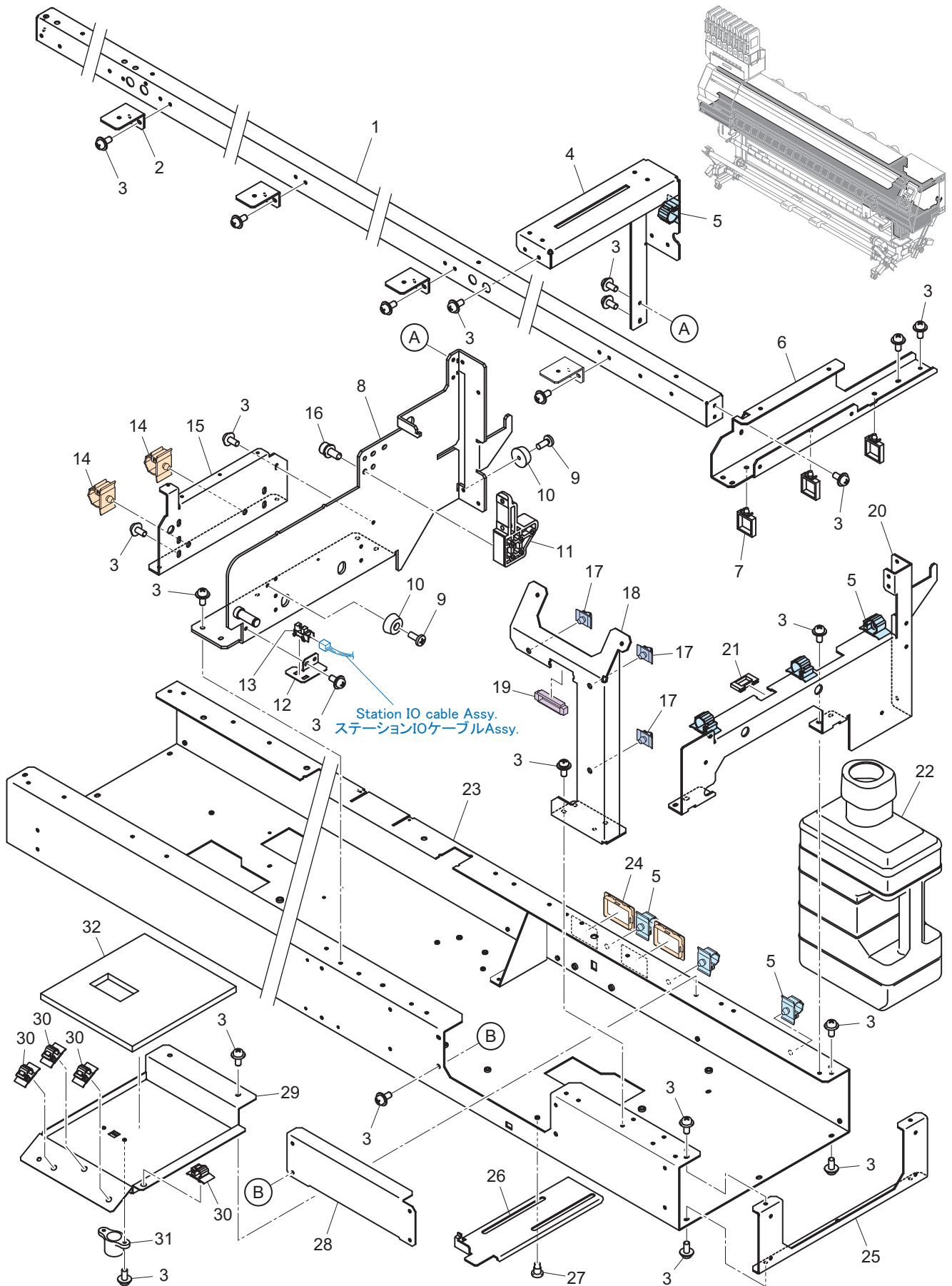


3. FRAME Assy. -2/3

No.	Rank	Part codes	Name of part	Remarks	Quantity used			Common Model	P*1	M*2
					Std	Mk2				
1		MM-000565	Screw	P4x10SMW Black	34	←				
2		MM-001147	Screw	CS4x18 Black	6	←				
3		MM-000186	Nut	N4 (type-1)	6	←				
4		M518383	P center angle U		3	←				
5		M518384	P center angle D		3	←				
6		MM-001270	Locking edge saddle	EDS-25L	4	←				
7		MM-000037	Cable clamp UL	CKS-13-L	16	←				
8		MM-000041	Cable clamp UL	CKS-20-L	1	←				
9		M518386	Body frame stay		4	←				
10		MM-000910	Cable clamp UL	CKS-26-L	1	←				

*1 P: Supply quantity *2 M: Changed contents (A: Added part, D: Deleted part, C: Changed part, and Adapted ver.)

3. FRAME Assy. -3/3

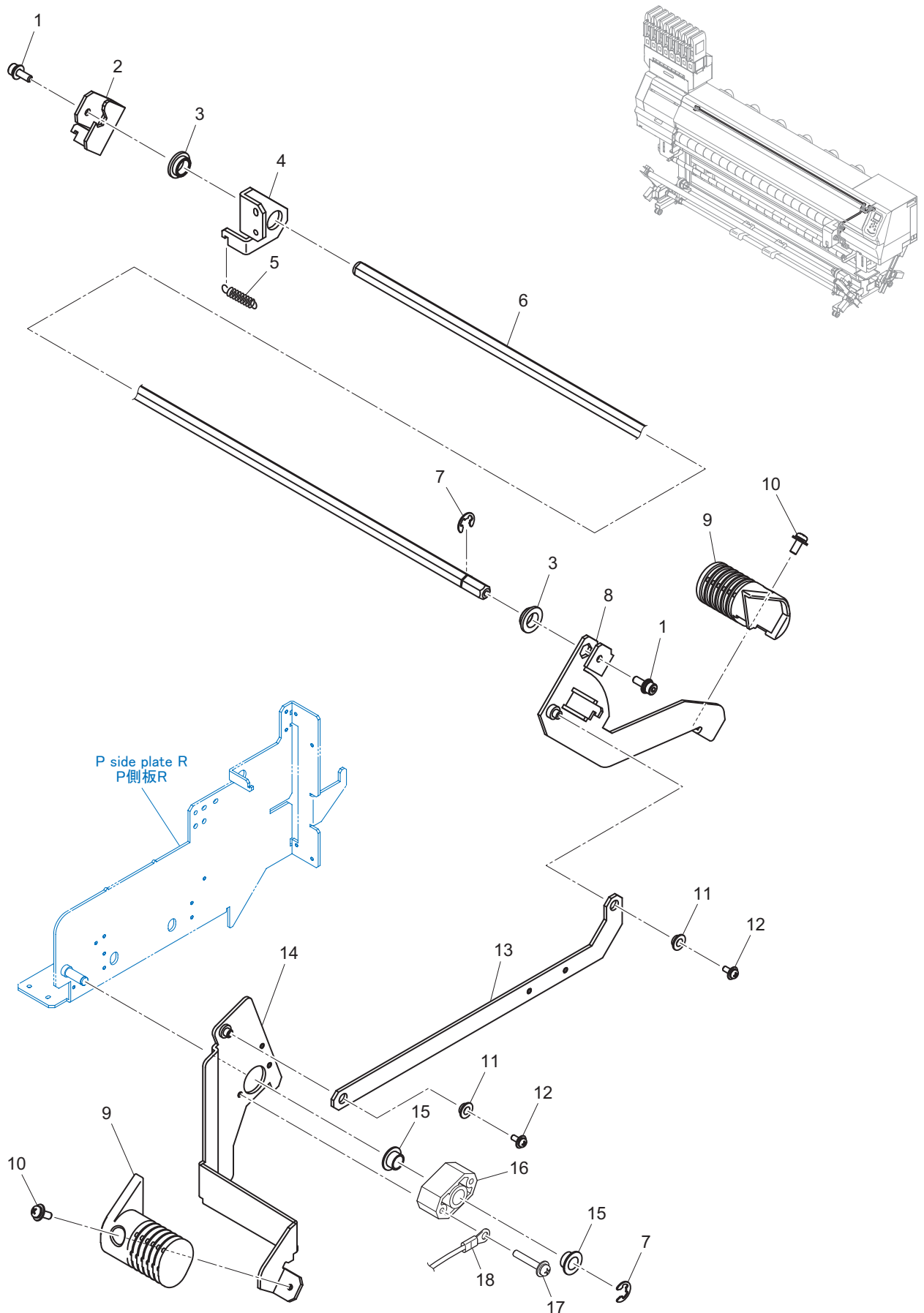


3. FRAME Assy. -3/3

No.	Rank	Part codes	Name of part	Remarks	Quantity used			Common Model	P*1	M*2
					Std	Mk2				
1		M523189	Top stay 1800		1	←				
2		M520041	Front cover U BKT		5	←				
3		MM-000565	Screw	P4x10SMW Black	51	←				
4		M518390	Top frame RL		1	←				
5		MM-000037	Cable clamp UL	CKS-13-L	7	←				
6		M519184	Top frame RR		1	←				
7		MM-001569	Reuse locking clamp	RLWC-6SV0	3	←				
8		M518356	P side plate R		1	←				
9		MM-000228	Screw	B4x10 Black	2	←				
10		TK-24	Rubber foot		2	←				
11		M400765	Y bar BKT 2.3		1	←				
12		M518425	Clamp sensor BKT		1	←				
13	B	MP-KI3781-AALF	Photo interrupter		1	←	TS300P, Tx300P-B			
		OJ-MK01-01					TS300P, Tx300P-B			
		Deleted								
14		MM-000041	Cable clamp UL	CKS-20-L	2	←				
15		M520001	P side plate R angle		1	←				
16		MM-001107	Screw	CS5x12SMW Black	5	←				
17		MM-000033	Cable clamp UL	CKS-07-L	3	←				
18		M519185	KB frame stay		1	←				
19		MM-001353	Locking edge saddle	TSB-3509	1	←				
20		M518387	D side plate		1	←				
21		MM-000043	Locking edge saddle	EDS-1710L-V0	1	←				
22		M603823	Angular waste ink tank		1	←			1	
23		M523240	Body frame 1800		1	←				
24		MM-000899	Square bushing	SB-4025	2	←				
25		M518333	Frame side plate		1	←				
26		M523132	Tank stopper 2		1	←				
27		MM-000512	Belt lock screw black		2	←			1000	
28		M523246	ST make-up plate		1	←				
29		M523250	Ink tray		1	←				
30		MM-000035	Cable clamp UL	CKS-10-L	4	←				
31		M400263	Tube end		1	←				
32		M802449	SB absorber T		1	←				

*1 P: Supply quantity *2 M: Changed contents (A: Added part, D: Deleted part, C: Changed part, and Adapted ver.)

4. CLAMP Assy. -1/2

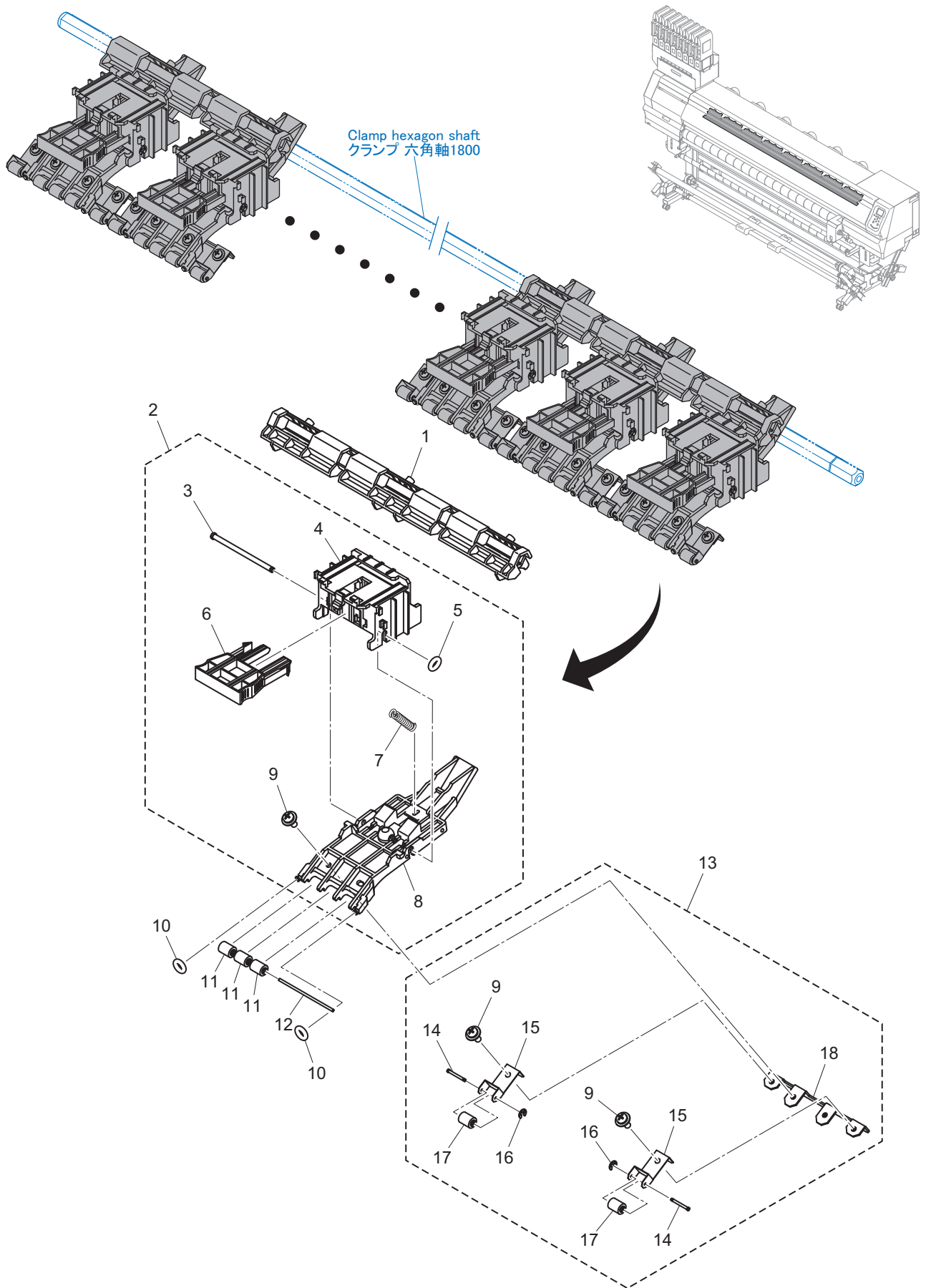


4. CLAMP Assy. -1/2

No.	Rank	Part codes	Name of part	Remarks	Quantity used			Common Model	P*1	M*2
					Std	Mk2				
1		MM-000325	Screw	CS4x12SMW Black	2	←				
2		M508809	CLB Assy_L		1	←				
3		M600694	Clamp bushing		2	←				
4		M508808	CL BKT_L		1	←				
5		M801105	CL stopper SP C		1	←				
6		M210149	Clamp hexagon shaft 1800		1	←				
7		MM-000170	E-ring	E-8 SUS	2	←				
8		M518422	Clamp lever R		1	←				
9		M602250	Clamp lever		2	←				
10		MM-000565	Screw	P4x10SMW Black	2	←				
11		80F-0603	Bushing		2	←				
12		MM-000559	Screw	P3x8SMW Black	2	←				
13		M518423	CL link		1	←				
14		M524769	Clamp lever BA-TX		1	←				
15		80F-1006	Bushing		2	←				
16		M400351	CL link block		1	←				
17		MM-000588	Screw	P4x25SMW	2	←				
18		E108071	Take-up FG cable 200 Assy.		1	←				A1.3

*1 P: Supply quantity *2 M: Changed contents (A: Added part, D: Deleted part, C: Changed part, and Adapted ver.)

4. CLAMP Assy. -2/2

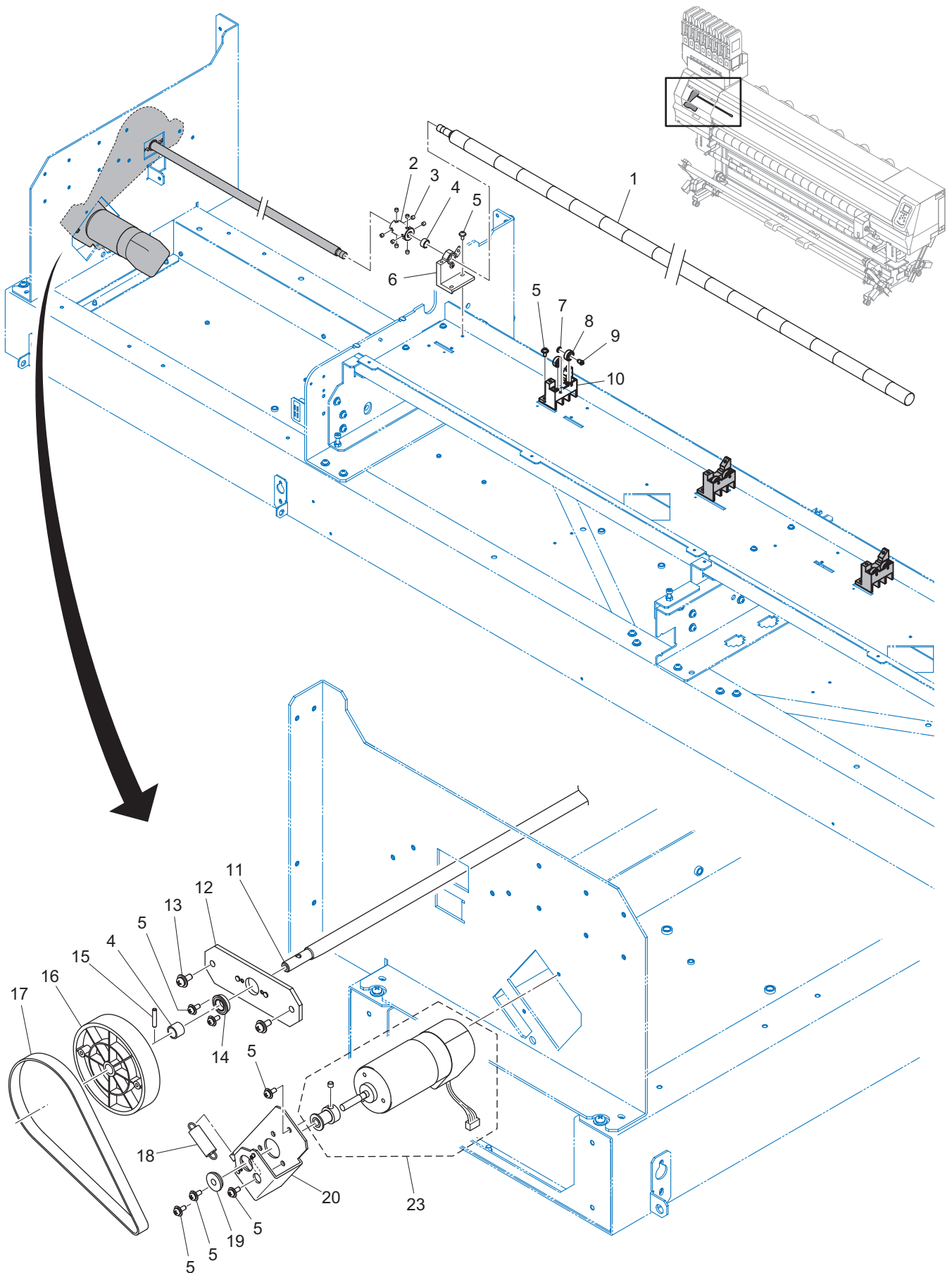


4. CLAMP Assy. -2/2

No.	Rank	Part codes	Name of part	Remarks	Quantity used			Common Model	P*1	M*2
					Std	Mk2				
1		M603412	Clamp cam		8	←				
2	B	MP-M015756	Tx clamp Assy.		23	←				
3		M208430	Clamp shaft		1	←				
4		M603390	Clamp holder		1	←				
5		MM-000004	O-ring	2.16x1.4	1	←				
6		M603398	Clamp change slider		1	←				
7		M802304	Clamp spring 3		1	←				
8		M603389	Clamp base		1	←				
9		MM-000559	Screw	P3x8SMW Black	4	←				
10		MM-000004	O-ring	2.16x1.4	46	←				
11	B	MP-M700993	Pinch roller		69	←				
12	B	MP-M208560	P roller shaft 47		23	←				
13	B	MP-M015757	Tx adding PR Assy.		23	←				
14		M209113	PR shaft S		2	←				
15		M525308	PR hold plate S2		2	←				
16		MM-000161	E-ring	E-1.2 SUS	2	←				
17	B	MP-M700993	Pinch roller		2	←				
18		M525309	PR BKT S2		1	←				

*1 P: Supply quantity *2 M: Changed contents (A: Added part, D: Deleted part, C: Changed part, and Adapted ver.)

5. X DRIVE Assy.

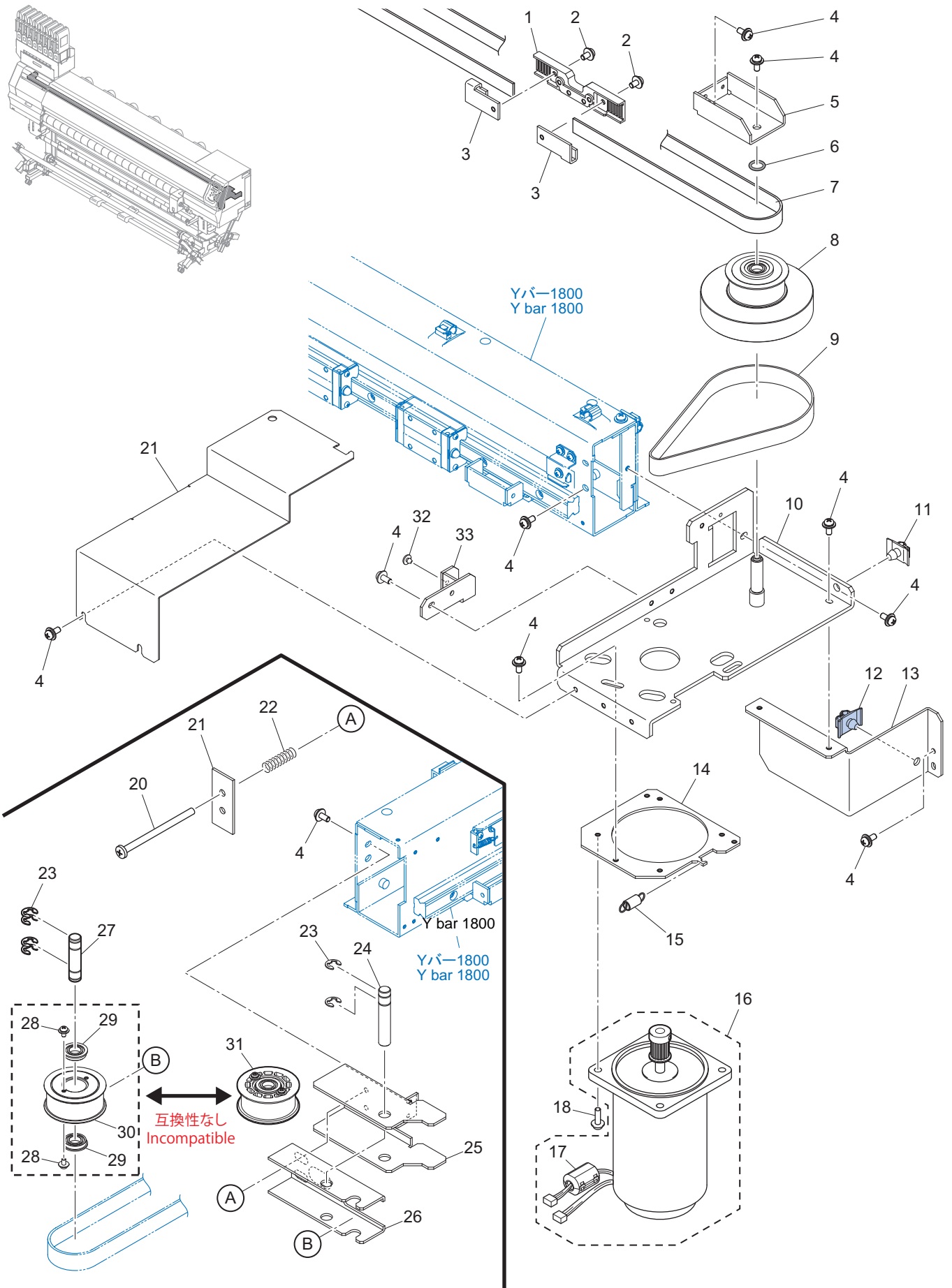


5. X DRIVE Assy.

No.	Rank	Part codes	Name of part	Remarks	Quantity used			Common Model	P*1	M*2
					Std	Mk2				
1		M210148	GR-1800		1	←		TS300P		
2		M206109	PF coupling C		1	←		JV300, CJV300, TS300P, UCJV		
3		MM-000745	Hexagon socket head screw	SSWP4x4(R) Black	8	←				C3.1
4		MM-000699	Collar	8x5	2	←				C1.6
5		MM-000559	Screw	P3x8SMW Black	29	←				C1.6
6		M014162	Bearing holder C-Assy.		1	←		JV300, CJV300, TS300P, UCJV		
7		MM-000684	Polyester washer	PSW4.1x6.5x0.5	16	←		UJV55-160, SUJ-UV		
8		M800437	Pulley BRG		16	←		UCJV55-160, SUJ-UV		
9		M208286	Resin BH shaft		16	←		UJV55-160, SUJ-UV		
10		M400582	BR holder		8	←		UCJV55-160, SUJ-UV		
11		M211892	Joint shaft		1	←		JV300, CJV300, TS300P		C1.5
12		M508899	X pulley bracket		1	←		JV300, CJV300, TS300P, UCJV		
13		MM-000565	Screw	P4x10SMW black	2	←				
14		MF148ZZ	Bearing		1	←		JV300, CJV300, TS300P, UCJV		
15		MM-000657	Parallel pin	φ3x20 M6 (R)	1	←				A1.5
16		M604604	X pulley 1		1	←		JV300, CJV300, TS300P, UCJV		C1.5
17		250-TN15-10	Synchronization belt TN		1	←		JV300, CJV300, TS300P		
18		M800977	X belt tension SP		1	←		JV300, CJV300, TS300P, UCJV		
19		RF-1350ZZ	Bearing		1	←		JV300, CJV300, TS300P, UCJV		
20		M510371	XM BKT C		1	←		JV300, CJV300, TS300P, UCJV		
21		Deleted								D3.1
22		Deleted								D3.1
23	B	MP-M024855	X-Motor Assy.		1	←		JV300, CJV300, TS300P, UCJV		A3.1

*1 P: Supply quantity *2 M: Changed contents (A: Added part, D: Deleted part, C: Changed part, and Adapted ver.)

6. Y DRIVE Assy.

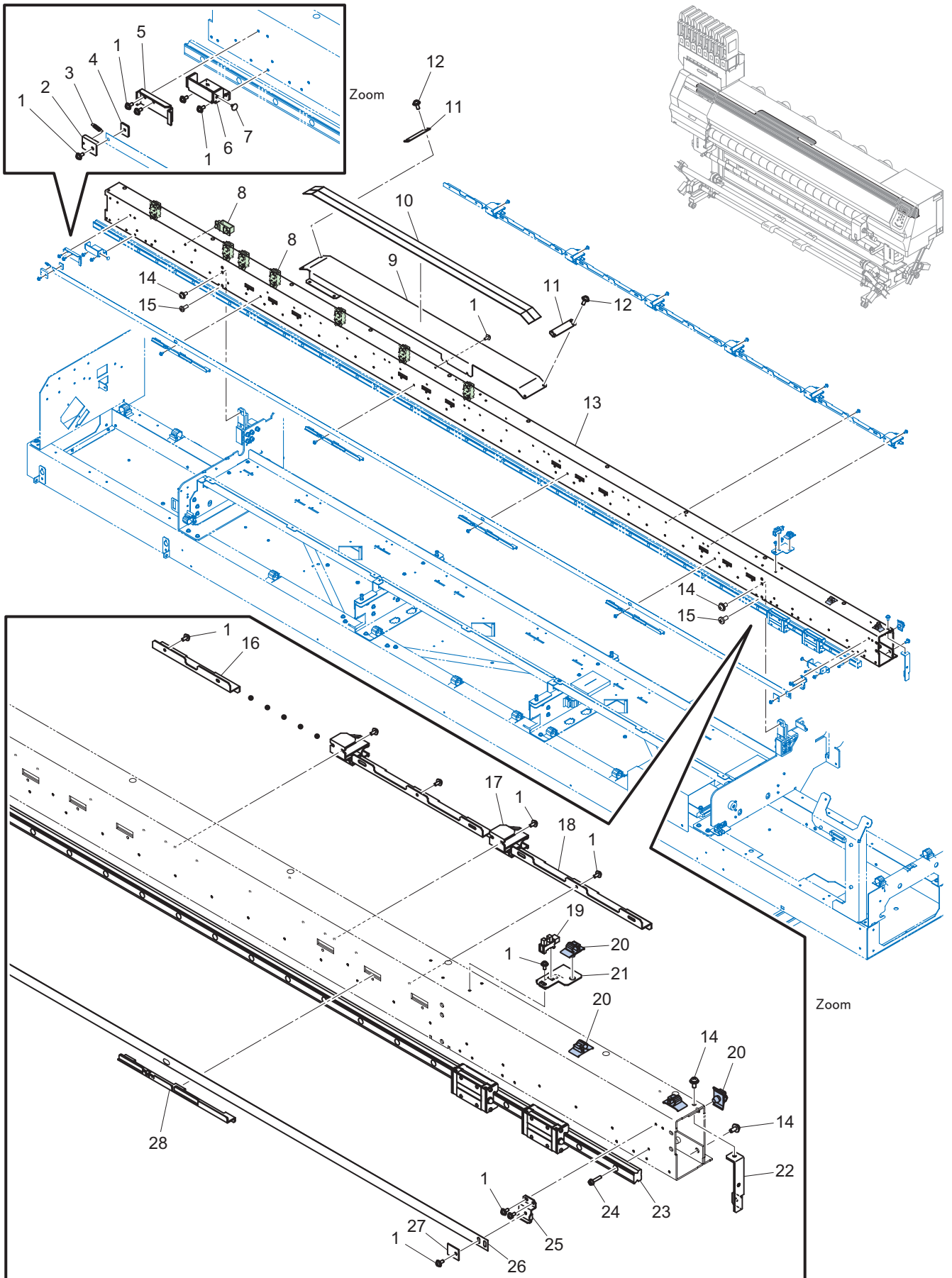


Mechanical Drawing						Rev.
Model	Common	Issued	2015.10.30	Revised	2019.07.30	
6. Y DRIVE Assy.						1.8

No.	Rank	Part codes	Name of part	Remarks	Quantity used		Common Model	P*1	M*2
					Std	Mk2			
1		M400766	Belt holder		1	←	TS300P, Tx300P-B		
2		MM-000596	Screw	P4x6SMW	2	←	TS300P, Tx300P-B		
3		M503786	Belt holder S		2	←	TS300P, Tx300P-B		
4		MM-000565	Screw	P4x10SMW Black	17	←	TS300P, Tx300P-B		
5		M521116	D BKT U		1	←	TS300P, Tx300P-B		
6		MM-000179	O-ring	P-9	1	←	TS300P, Tx300P-B		
7		MP-M020210	Maintenance Y drive belt (5985)		1	←	TS300P, Tx300P-B, UCJV		C1.7
8		MP-M006891	Y drive pulley Assy.	Not compatible with MP-M024484.	±		TS300P, Tx300P-B, UCJV, UJF-MkII		D1.5
		MP-M024484	Y drive PLY-BR Assy.	The first time only, to replace all. * MP-M024484 * MP-GB 150S2M380 * MP-M021602	1	←	TS300P, Tx300P-B, UCJV, UJF-MkII		C1.8
9		MP-150-S2M-380G	Belt with teeth	Not compatible with MP-GB 150S2M380.	±		TS300P, Tx300P-B, UCJV, UJF-MkII		D1.5
		MP-GB 150S2M380	Rubber timing belt	The first time only, to replace all. * MP-M024484 * MP-GB 150S2M380 * MP-M021602	1	←	TS300P, Tx300P-B, UCJV, UJF-MkII		A1.5
10		M523192	Y drive BKT		1	←	TS300P, Tx300P-B		
11		MM-000030	Cable clamp UL	CKS-05-H	1	←	TS300P, Tx300P-B		
12		MM-000033	Cable clamp UL	CKS-07-L	1	←	TS300P, Tx300P-B		
13		M521115	Y drive support plate 15		1	←	TS300P, Tx300P-B		
14		M519616	Y motor BKT TKS		1	←	TS300P, Tx300P-B		
15		M801180	M tension SP-L		1	←	TS300P, Tx300P-B		
16	B	MP-M020209	Y drive motor all assy 2		1	←	JV300, CJV300, TS300P, Tx300P-B, UCJV, UJF-MkII		C1.5
17		SRH-1330 (A)	Core		1	←	TS300P, Tx300P-B		A1.3
18		MM-000578	Screw	P4x15SMW	4	←	TS300P, Tx300P-B		
19		M524007	Y motor cover		1	←	TS300P, Tx300P-B		
20		MM-001435	Screw	B5x75	2	←	TS300P, Tx300P-B		
21		M510620	Y SP plate 30		1	←	TS300P, Tx300P-B		
22		M800569	Y-SP		2	←	TS300P, Tx300P-B		
23		MM-000168	E-ring	E-6 SUS	6	←	TS300P, Tx300P-B		
24		M202842	Y-T fulcrum shaft		1	←	TS300P, Tx300P-B		
25		M514700	Y-T base 200		1	←	TS300P, Tx300P-B		
26		M510408	Y-T pulley BKT 30		1	←	TS300P, Tx300P-B		
27		MP-M202841	Y-T pulley shaft		1	←	TS300P, Tx300P-B		
28		MM-000551	Screw	P3x6SMW Not compatible with MP-M021602.	4	←	TS300P, Tx300P-B		D1.5
29		MP-F699ZZ	B.R	Not compatible with MP-M021602.	±		TS300P, Tx300P-B, UCJV, UJF-MkII		D1.5
30		MP-M205123	Y-T PULLEY	Not compatible with MP-M021602.	±	←	TS300P, Tx300P-B, UCJV, UJF-MkII		D1.5
31		MP-M021602	315 driven pulley assy	The first time only, to replace all. * MP-M024484 * MP-GB 150S2M380 * MP-M021602	1	←	TS300P, Tx300P-B, UCJV, UJF-MkII		A1.5
32		M523212	Mechanical stopper R		1	←	TS300P, Tx300P-B		
33		MP-M017820	Plug cushion rubber (10pcs set)		1	←	TS300P, Tx300P-B	10	C1.2

*1 P: Supply quantity *2 M: Changed contents (A: Added part, D: Deleted part, C: Changed part, and Adapted ver.)

7. Y BAR Assy.



Mechanical Drawing						Rev.
Model	Common	Issued	2015.10.30	Revised	2019.04.25	
7. Y BAR Assy.						1.7

No.	Rank	Part codes	Name of part	Remarks	Quantity used			Common Model	P*1	M*2
					Std	Mk2				
1		MM-000559	Screw	P3x8SMW Black	42	←				
2		M514728	Scale hook 200		1	←				
3		M800565	Scale SP		1	←				
4		M514727	Scale holder L200		1	←				
5		M518504	Scale base L		1	←				
6		M520953	Mechanical stopper G		1	←				
7		MP-M017820	Plug cushion rubber(10pcs set)		1	←			10	C1.2
8		MM-001434	Flat cable clamp	FCS-3015	8	←				
9		M523860	Bear support plate T		1	←				
10		Tape for sliding door 2K	Tape for sliding door 2K (7.4M)		2	←				
11		M525758	Sliding door holder		2	←				
12		MM-001566	Screw	M4x10	4	←				
13		M522313	Y bar 1800		1	←				
14		MM-000608	Screw	P5x10SMW	2	←				
15		MM-000260	Screw	B5x10	2	←				
16		M518935	Clamp holder plate A		1	←				
17		M603411	C shaft holder		7	←				
18		M518936	Clamp holder plate B		7	←				
19	B	MP-KI3781-AALF	Photo interrupter		1	←		TS300P, Tx300P-B		
		OJ-MK01-01					TS300P, Tx300P-B			
		Deleted								
20		MM-000033	Cable clamp UL	CKS-07-L	4	←				
21		M518413	Origin sensor BKT		1	←				
22		M508900	Y-BKT support plate		1	←				
23			LM guide	QEH15CA2U2850Z0H	1	←				
24		MM-001441	Screw	M3x15 Black	47	←				
25		M518506	Scale base R		1	←				
26	B	MP-E301206	Y scale 1800 LC180		1	←				
27		M503398	Scale holder R		1	←				
28		MP-M017825	Scale holder(4pcs set)		5	←			4	C1.2

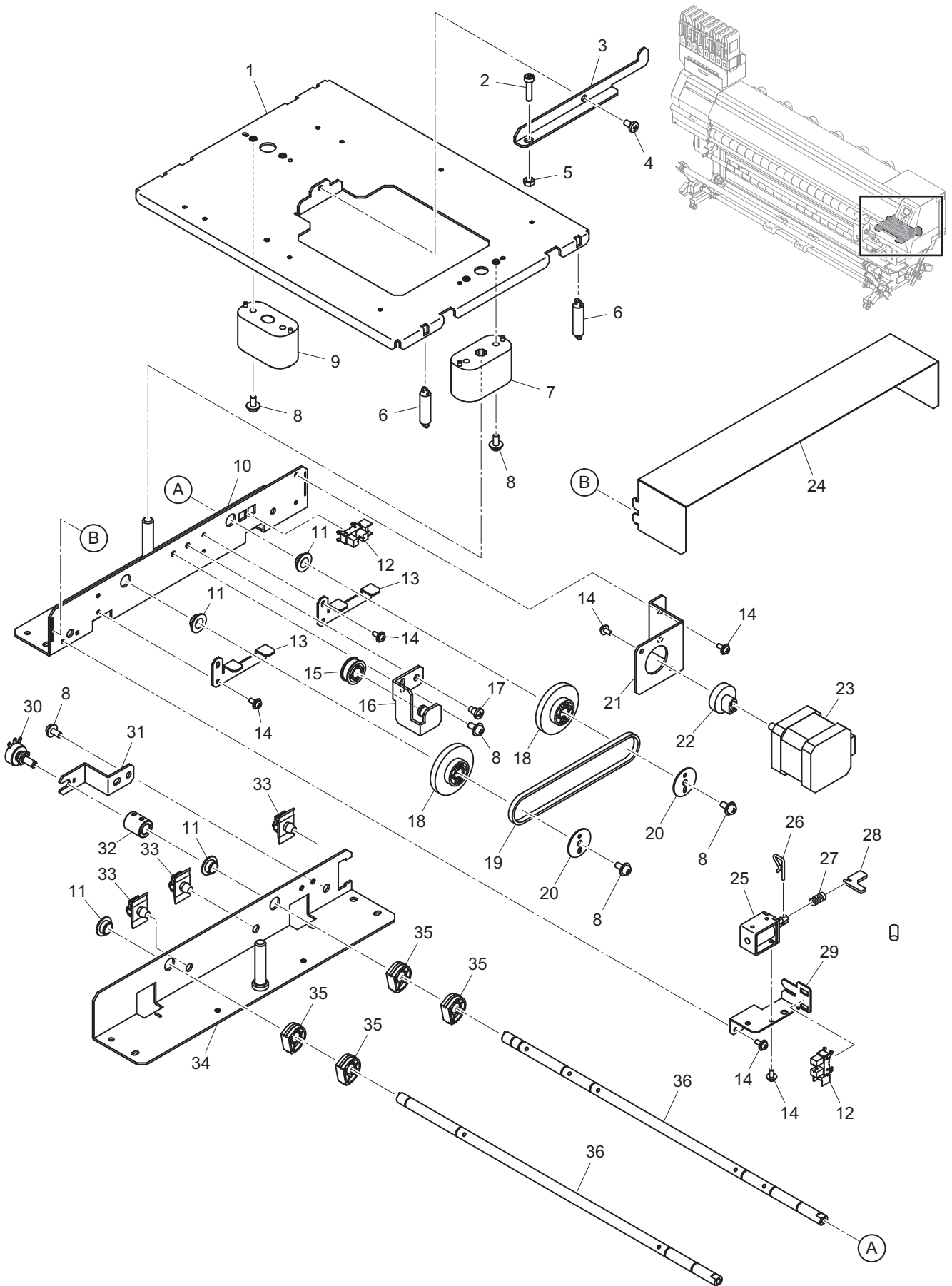
*1 P: Supply quantity *2 M: Changed contents (A: Added part, D: Deleted part, C: Changed part, and Adapted ver.)

8. VEYOR Assy.

No.	Rank	Part codes	Name of part	Remarks	Quantity used			Common Model	P*1	M*2
					Std	Mk2				
1		MM-000490	Screw	F3x8 Black	4	←				
2	B	MP-M802895	PT01-MMK-3*4 100m		14.2 m	←				C1.5
3		1056165	Joint screw, M7		8	←				
4		M700325	RS O-ring	φ2.9x1.4	8	←				
5		1056163	Retaining tube 2-3		8	←				
6		M700326	RS O-ring	φ2.16x1.4	8	←				
7		1033482	Joint screw, M6		8	←				
8	B	MP-M802894	PT01-MMK-2*3 100m		21m	←				C1.5
9		M017013	Cable Veyor Assy.1800		1	←				
10	B	MP-M603013	Fitting φ2		8	←				
11		MP-M017908	Veyor absorption pad S(2pcs set)		1	←		2		C1.2
12		M802370	Veyor buffer material 1800		1	←				
13		MM-001434	Flat cable clamp	FCS-3015	1	←				
14		MM-001353	Locking edge saddle	TSB-3509	3	←				
15		MP-M017910	FFC protection film(4pcs set)		4	←		4		C1.2
16		M523299	Veyor guide 1800		1	←				
17		MM-000559	Screw	P3x8SMW Black	4	←				
18		M603385	3way fitting φ3		8	←				
19	B	MP-M603012	Fitting φ3		8	←				C1.5
20		M603917	φ3-φ3 hard L		2	←				
21		M700734	F seal rubber300		8	←				
22		E02S200350RT-100	Gasket (W20xH35) 100mm		-	2				A3.0
23		M917410	Tube protection film 190	std:W3xxB466 ~ MkII:CE15B151 ~	2	2				A3.4
24		MP-M026433	Veyor 300P, B-1800 Assy		1					A3.4

*1 P: Supply quantity *2 M: Changed contents (A: Added part, D: Deleted part, C: Changed part, and Adapted ver.)

9. STATION Assy.

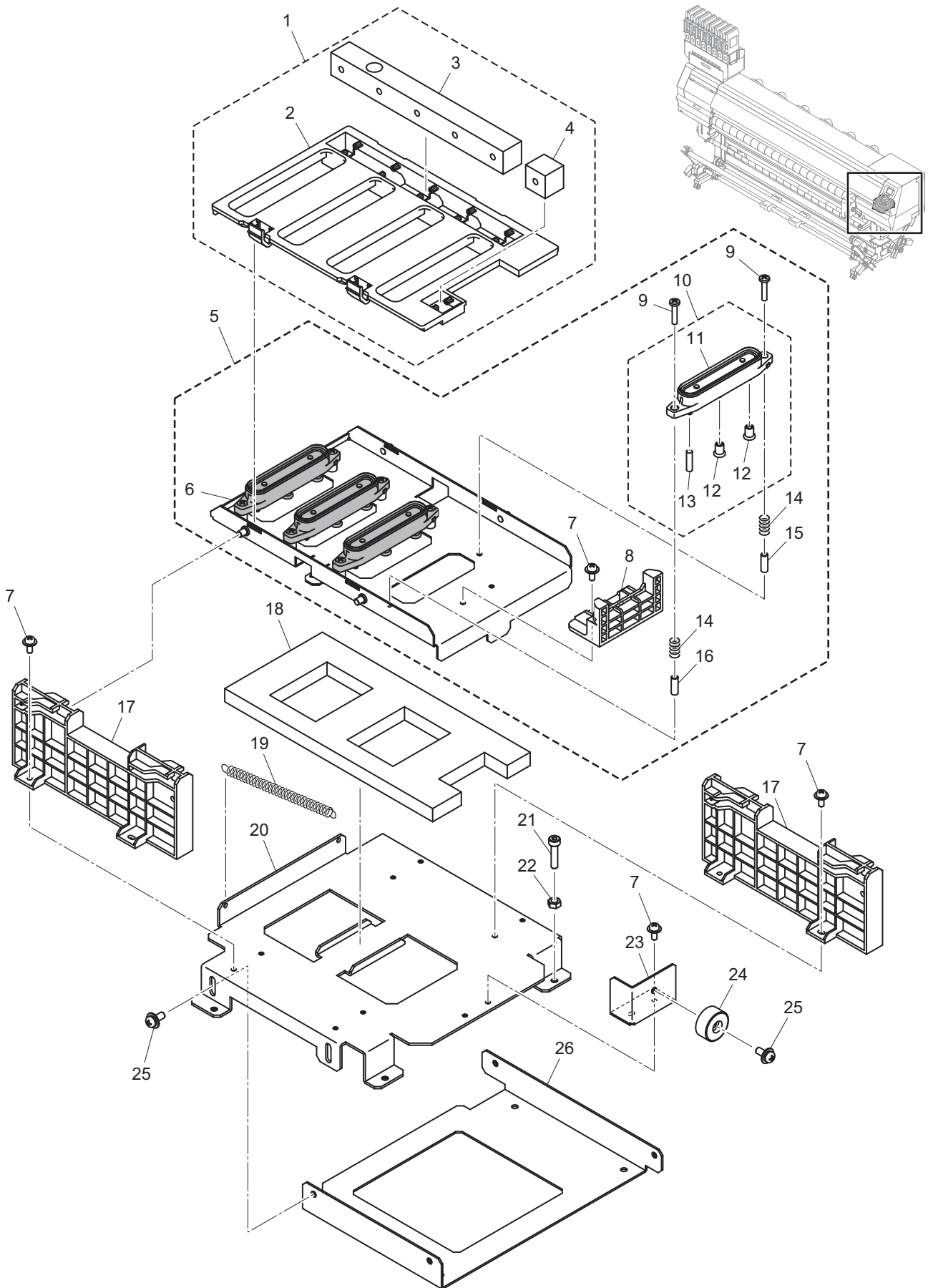


9. STATION Assy.

No.	Rank	Part codes	Name of part	Remarks	Quantity used			Common Model	P*1	M*2
					Std	Mk2				
1		M521981	Station base S		1	←				
2		MM-001147	Screw	S4x18 Black	1	←				
3		M521933	Adjust plate		1	←				
4		MM-000509	Veyor holder screw	M400233	1	←			1000	
5		MM-000186	Nut	N4 (type-1)	1	←				
6		M802281	ST spring 2		4	←				
7		M601843	Guide pin slider A		1	←				
8		MM-000565	Screw	P4x10SMW Black	9	←				
9		M601916	Guide pin slider B		1	←				
10		M523257	Station base R		1	←				
11		MM-001339	#80 flange bush	80F-0805	4	←				
12	B	MP-KI3781-AALF	Photo interrupter		2	←	TS300P, Tx300P-B			
		OJ-MK01-01					TS300P, Tx300P-B			
		Deleted								D1.7
13		M523264	ST gear stopper		2	←				
14		MM-000559	Screw	P3x8SMW Black	10	←				
15		M602009	Tension pulley JV5		1	←				
16		M523321	Tension roller BKT		1	←				
17		MM-000512	Belt lock screw black		1	←			1000	
18		MP-M017906	ST up and down gear 2(2pcs set)		2	←			2	C1.2
19		S2M 303 100	Belt		1	←				
20		M521941	Pulley flange		2	←				
21		M522044	Motor sheet metal		1	←				
22		M604060	ST motor pulley		1	←				
23	B	MP-E300495	Step motor	or E300513	1	←				
24		M911994	ST cover film		1	←				
25	B	MP-E300816	Ink cartridge solenoid Assy.		1	←				
26		M801089	Snap pin A		1	←				
27		M802376	Gear stopper spring inside		1	←				
28		M523263	ST stopper plate		1	←				
29		M523262	ST stopper BKT		1	←				
30		MP-E108390	Potentiometer assy		1	←				C1.5
31		M523297	B set plate		1	←				
32		M210175	Volume connect shaft		1	←				
33		MM-000033	Cable clamp UL	CKS-07-L	3	←				
34		M523258	Station base L		1	←				
35		MP-M017905	Height adjustment cam(2pcs set)		4	←			2	C1.2
36		M209810	Station up and down shaft L		2	←				

*1 P: Supply quantity *2 M: Changed contents (A: Added part, D: Deleted part, C: Changed part, and Adapted ver.)

10. CAP BASE Assy.

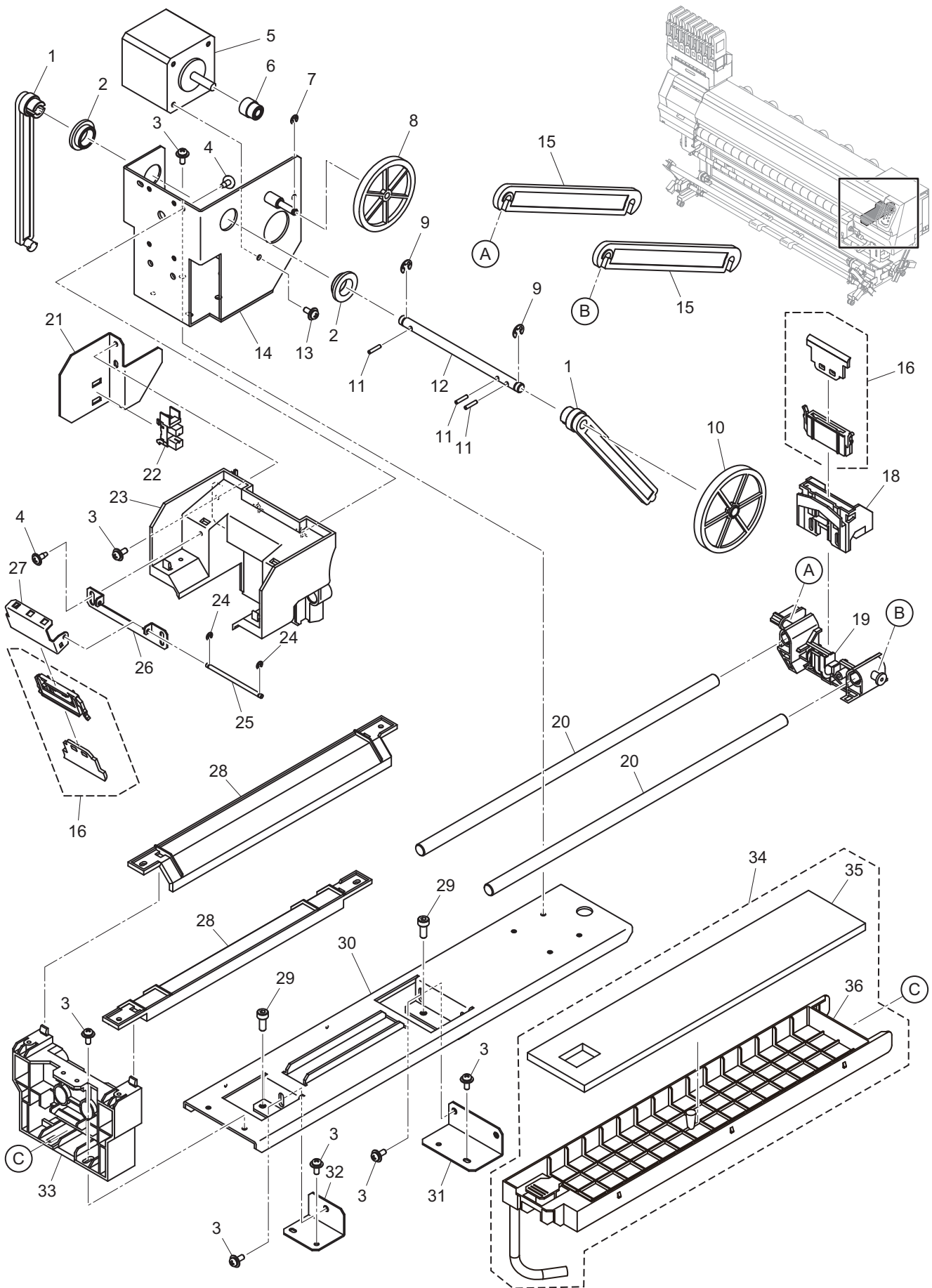


10. CAP BASE Assy.

No.	Rank	Part codes	Name of part	Remarks	Quantity used			Common Model	P*1	M*2
					Std	Mk2				
1	A	MP-M015860	CP pad T Assy.		1	←				
2		M604219	Cap cover T		1	←				
3		M802455	Cap absorber		1	←				
4		M802456	Cap wash absorber		1	←				
5		M015861	C slider Assy.		1	←				
6		M521950	C slider		1	←				
7		MM-000559	Screw	P3x8SMW Black	12	←				
8		M604195	Slider block T		1	←				
9		MM-000215	Screw	B3x15 Black	8	←				
10	A	MP-M015950	TS300 cap Assy.		4	←				
11		UH-CP800MK	Head cap 800 nozzle		1	←				
12		M700727	Damper rubber cock 2		2	←				
13		3x5-TP-SX	Elastomer tube (30m roll)		1m	←				
14		MP-M017909	Cap SP-P(2pcs set)		8	←			2	C1.2
15		MM-001593	Collar	3x12	4	←				
16		MM-001324	Collar	3x11	4	←				
17		M603472	Cap slider base		2	←				
18	B	MP-M802448	CA absorber T		1	←				
19		M801337	C slider SP		2	←				
20		M523296	Cap adjustment plate		1	←				
21		MM-001147	Screw	CS4x18 Black	3	←				
22		MM-000186	Nut	N4 (type-1)	3	←				
23		M521928	C positioning guide		1	←				
24		MP-M017821	Rubber foot(10pcs set)		1	←			10	C1.2
25		MM-000565	Screw	P4x10SMW Black	5	←				
26		M523259	C base 2		1	←				

*1 P: Supply quantity *2 M: Changed contents (A: Added part, D: Deleted part, C: Changed part, and Adapted ver.)

11. WIPER Assy.

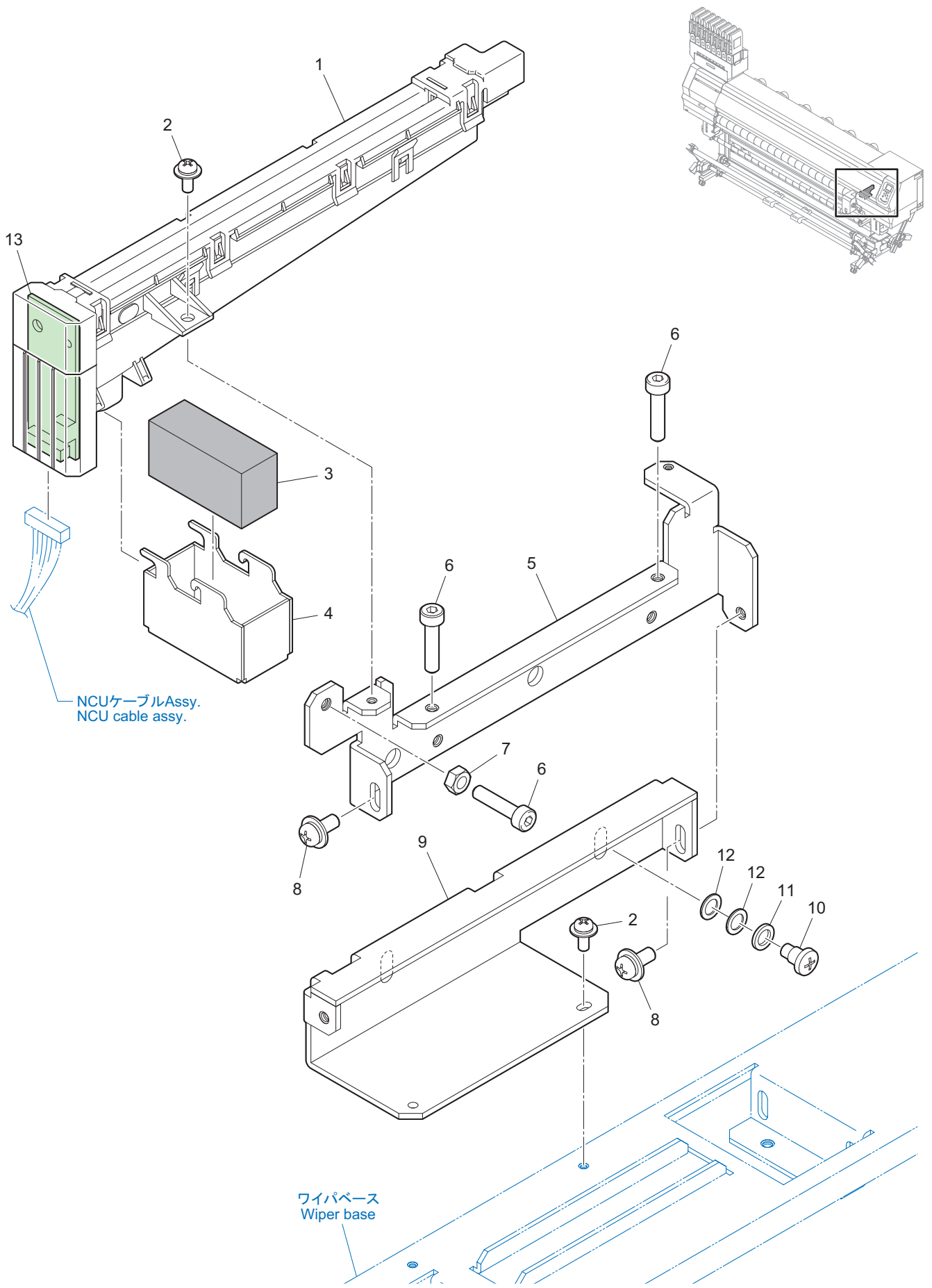


11. WIPER Assy.

No.	Rank	Part codes	Name of part	Remarks	Quantity used			Common Model	P*1	M*2
					Std	Mk2				
1		M604174	Wiper link A		2	←				
2		M600694	Clamp bush		2	←				
3		MM-000559	Screw	P3x8SMW Black	14	←				
4		MM-000624	Screw	TP3x8F	6	←				
5	B	MP-E300495	Step motor	or E300513	1	←				
6		M400210	Pump motor gear		1	←				
7		MM-000164	E-ring	E-2.5 SUS	1	←				
8		M603598	Medium drive gear		1	←				
9		MM-000166	E-ring	E-4 SUS	2	←				
10		M603597	Drive gear		1	←				
11		MM-001592	Parallel pin	φ2x10 H7 SUS	3	←				
12		M210150	Wiper drive shaft		1	←				
13		MM-000551	Screw	P3x6SMW	2	←				
14		M523314	W drive BKT T		1	←				
15		M604175	Wiper link B		2	←				
16		SPA-0271	Wiper kit 300TS		2	←				C3.0
		SPA-0xxx	Twin wiper kit							A3.0
17		Deleted								D3.0
18		M603409	WP base		1	←				
19	B	MP-M603410	WP slider		1	←				
20		M208447	WP guide shaft		2	←				
21		M519654	W origin sensor BKT		1	←				
22	B	MP-KI3781-AALF	Photo interrupter		1	←		TS300P, Tx300P-B		
		OJ-MK01-01						TS300P, Tx300P-B		
		Deleted								D1.7
23		M603643	Wiper drive base R		1	←				
24		MM-000163	E-ring	E-2 SUS	2	←				
25		M210177	Cleaner shaft		1	←				
26		M523267	Cleaner BKT		1	←				
27		M523266	Cleaner holder		1	←				
28		M603599	Guide shaft cover		2	←				
29		MM-000323	Screw	CS4x10 Black	4	←				
30		M523273	Wiper base		1	←				
31		M523260	W adjustment plate A		1	←				
32		M523261	W adjustment plate B		1	←				
33		M603474	Wiper base F		1	←				
34		MP-M024566	WP ink receiver assy.		1	←			4	C1.8
35		M801841	W soak pad		1	←				
36		M603475	Soak pad case		1	←				C3.1

*1 P: Supply quantity *2 M: Changed contents (A: Added part, D: Deleted part, C: Changed part, and Adapted ver.)

12. NCU

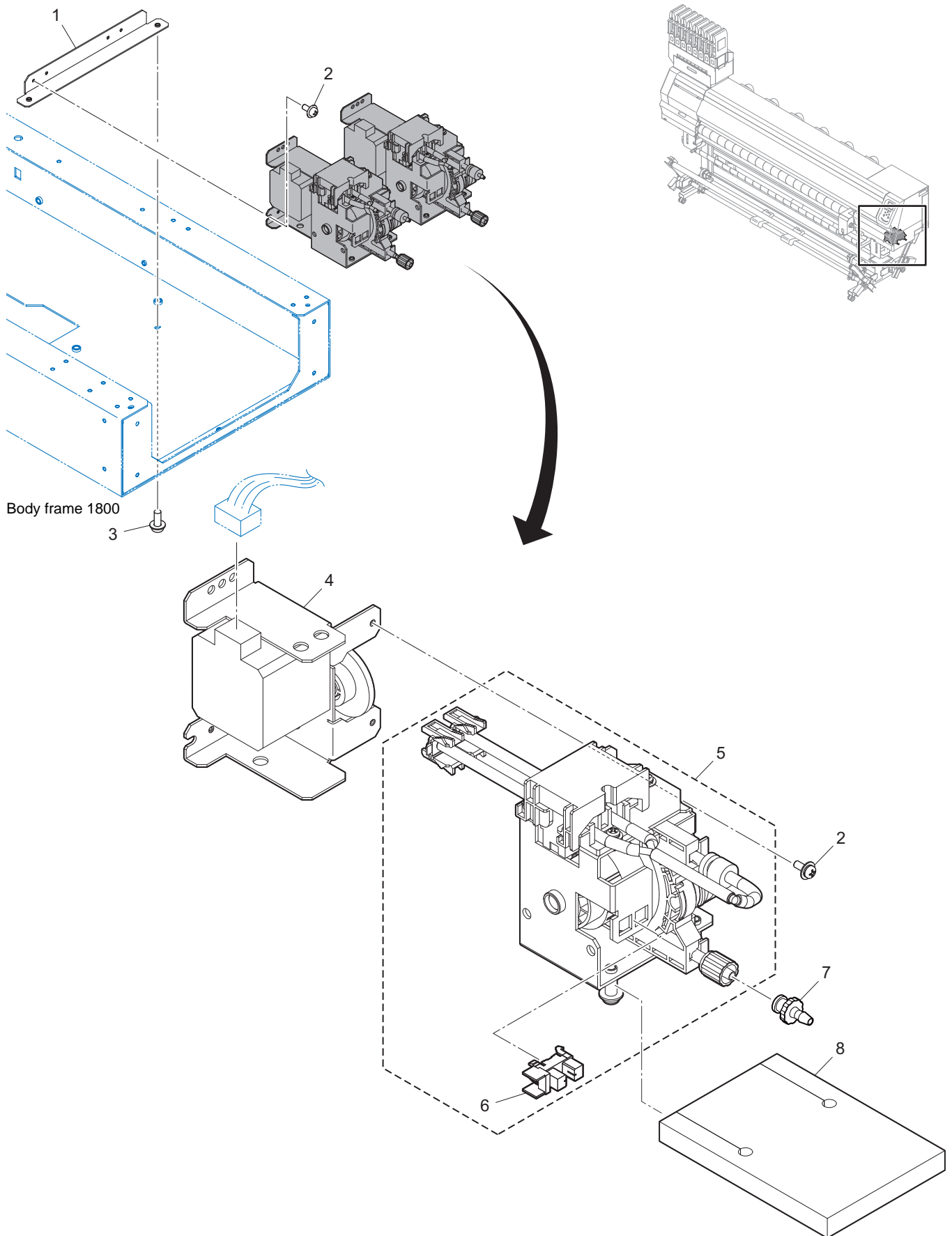


Mechanical Drawing						Rev.
Model	Common	Issued	2015.10.30	Revised	2019.03.15	
12. NCU						1.6

No.	Rank	Part codes	Name of part	Remarks	Quantity used			Common Model	P*1	M*2
					Std	Mk2				
1	B	MP-M015938	NCU body TS assy		1	←		TS300P, Tx300P-B, UCJV, UJF-MkII		C1.5
2		MM-000559	Screw	P3x8SMW Black	4	←		TS300P, Tx300P-B, UCJV, UJF-MkII		
3	B	MP-M802457	NCU absorber T		1	←		TS300P, Tx300P-B, UCJV		
4		MP-M523840	NCU tray		1	←		TS300P, Tx300P-B, UCJV,		C1.2
5		M524857	NCU stay 1		1	←		TS300P, Tx300P-B, UCJV, UJF-MkII		C1.6
6		MM-001147	Screw	CS4x18 Black	3	←		TS300P, Tx300P-B, UCJV, UJF-MkII		A1.3
7		MM-000186	Nut	N4 (type-1)	1	←		TS300P, Tx300P-B, UCJV, UJF-MkII		A1.3
8		MM-000565	Screw	P4x10SMW Black	2	←		TS300P, Tx300P-B, UCJV, UJF-MkII		A1.3
9		M524858	NCU stay 2		1	←		TS300P, Tx300P-B, UCJV, UJF-MkII		A1.3
10		MM-000512	Belt lock screw black		2	←		TS300P, Tx300P-B, UCJV, UJF-MkII		A1.3
11		WW-5	Wave washer		2	←		TS300P, Tx300P-B, UCJV, UJF-MkII		A1.3
12		MM-000687	Polyester washer	PSW4.1x6.5x0.5	4	←		TS300P, Tx300P-B, UCJV, UJF-MkII		A1.3
13	B	MP-E107587	PCB assy_ PD AMP		1	←		TS300P, Tx300P-B, UCJV, UJF-MkII		

*1 P: Supply quantity *2 M: Changed contents (A: Added part, D: Deleted part, C: Changed part, and Adapted ver.)

13. WASTE INK PUMP Assy.



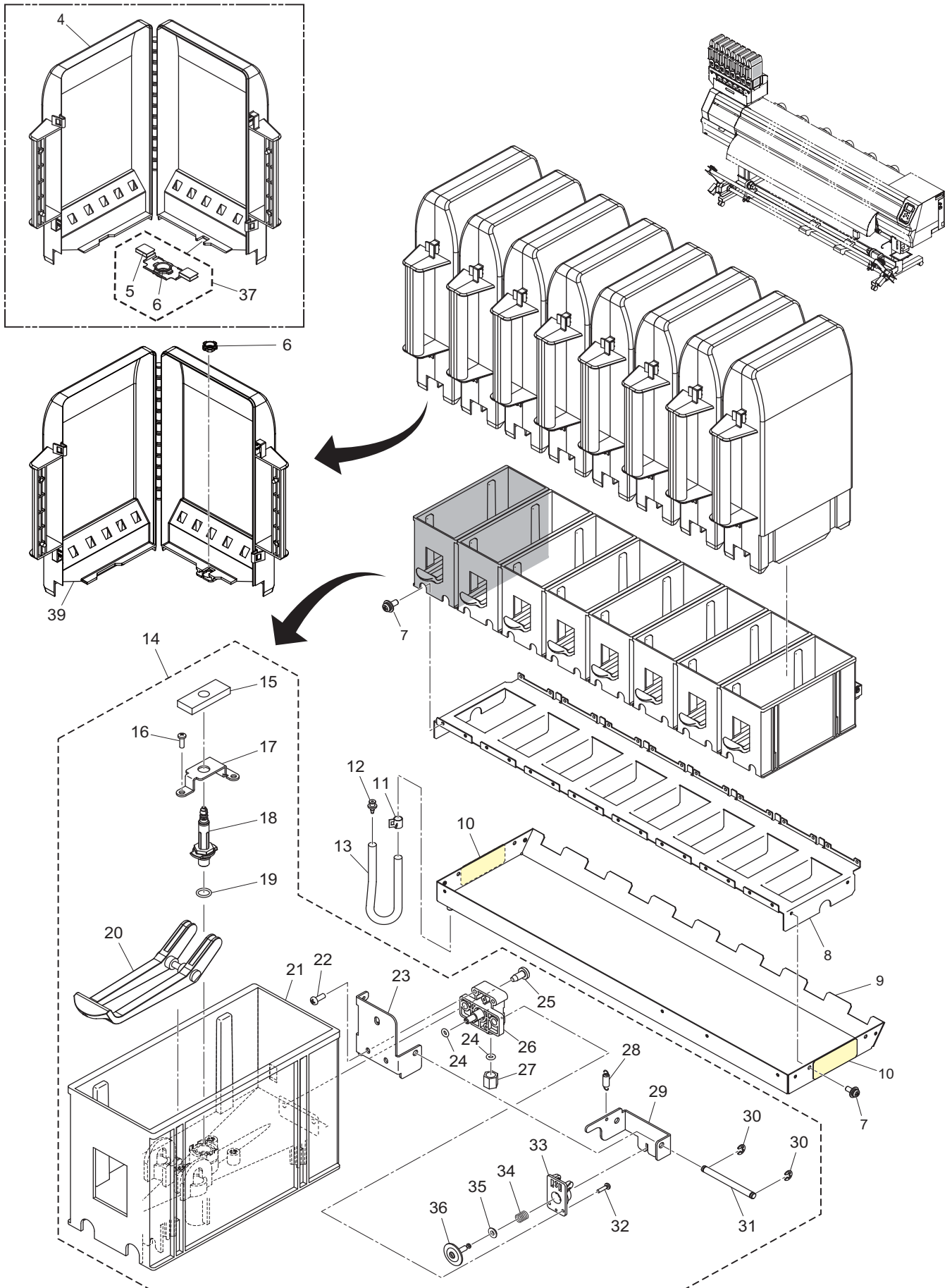
13. WASTE INK PUMP Assy.

No.	Rank	Part codes	Name of part	Remarks	Quantity used			Common Model	P* ¹	M* ²
					Std	Mk2				
1		M523247	Suck pump BKT		1	←		TS300P, Tx300P-B		
2		MM-000559	Screw	P3x8SMW Black	8	←		TS300P, Tx300P-B		
3		MM-000565	Screw	P4x10SMW Black	2	←		TS300P, Tx300P-B		
4	B	MP-M011578	Motor all assy1		2	←		TS300P, Tx300P-B		C1.5
5	A	MP-M018988	Selective path pump assy UV		2	←		TS300P, Tx300P-B		C1.5
6	B	MP-KI3781-AALF	Photo interrupter		(1)	←		TS300P, Tx300P-B		
		Deleted								D1.7
		Deleted								D1.7
7		FTLL230-2	Female Luer Thread Style		2	←		TS300P, Tx300P-B		A1.5
8		M802050	P absorbing material		2	←		TS300P, Tx300P-B		A1.5

*1 P: Supply quantity *2 M: Changed contents (A: Added part, D: Deleted part, C: Changed part, and Adapted ver.)

14. MBIS3 -1/3

The old type of Eco-case

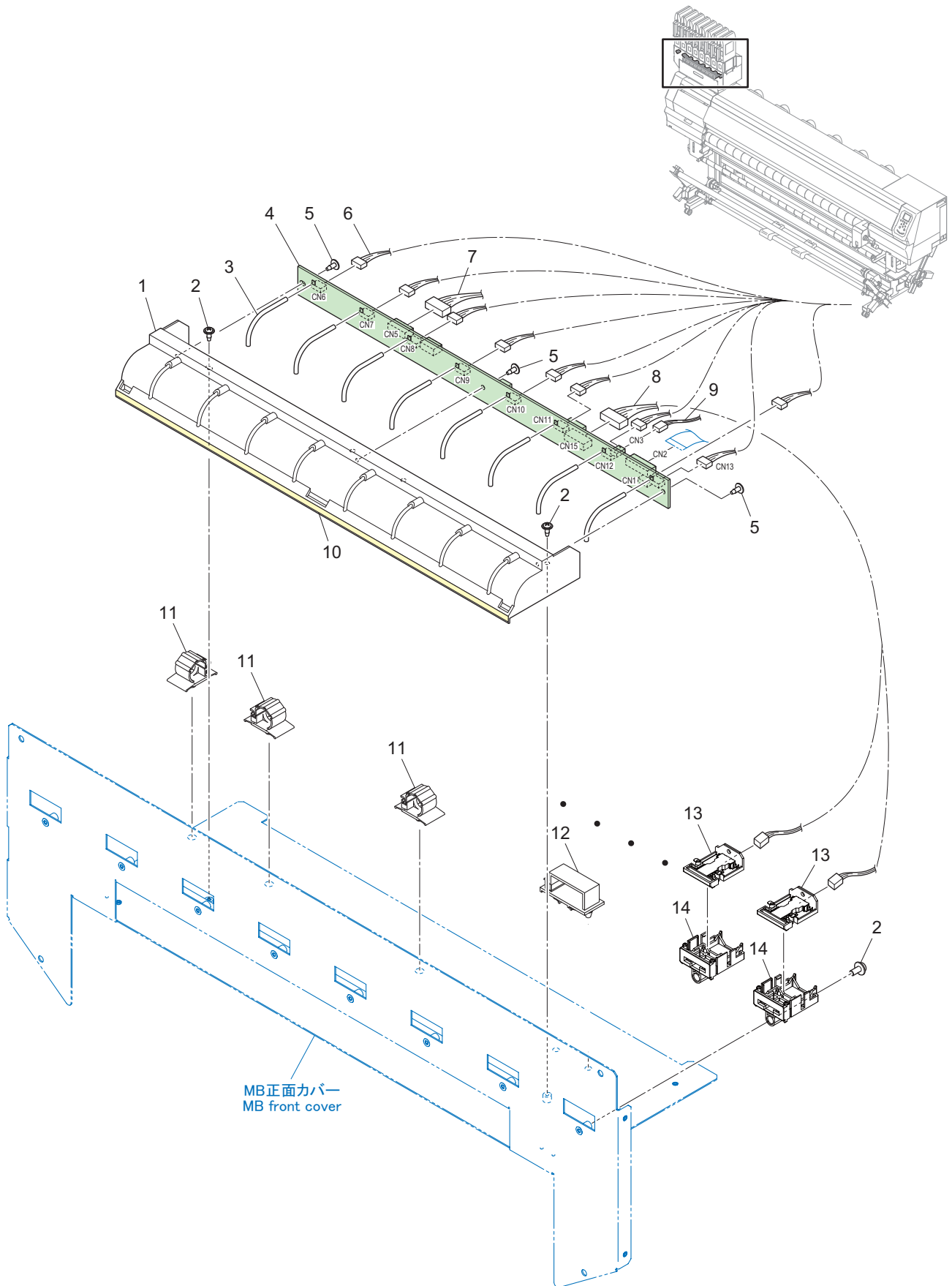


14. MBIS3 -1/3

No.	Rank	Part codes	Name of part	Remarks	Quantity used			Common Model	P*1	M*2
					Std	Mk2				
1		Deleted								D1.8
2		Deleted								D1.8
3		Deleted								D1.8
4			MBIS V2 Eco-case assy.	Old type	8	←				A3.2
5		M521246	MB rubber guide plate	For the old type of Eco-case	8	←				C3.3
6		M700893	MB rubber seal	SPA-0317	8	←	MBIS			C3.3
7		MM-000564	Screw	P4x10SMW	20	←				
8		M523199	Pack base BKT		1	←				
9		M523198	MB base tray		1	←				
10		M912147	Makeup label-cartridge		2	←				
11		KSA-0940	Hose clamp		1	←	MBIS			
12		VRF606	Joint tubing PP		1	←	MBIS			
13		M801147	Tube for waste ink		1	←				
14	B	MP-M015930	MBIS base T Assy.		8	←				
15		M906757	Ink absorption material for male-connector		1	←	MBIS			
16		MM-000223	Screw	B3x6 Black	2	←				
17		M512008	Ink absorption material for male-connector		1	←	MBIS			
18		M602420	Connector for bulk Ink - male		1	←	MBIS			
19		M700566	O-ring connector - male (φ6.5*1.25)		1	←	MBIS			
20		M602419	Bulk ink lever		1	←	MBIS			
21		M603883	2L pack base B		1	←	MBIS			
22		MM-000894	Screw	TP3x8	2	←				
23		M523271	T bulk valve BKT		1	←				
24		M700325	RS O-ring	φ2.9x1.4	2	←				
25		MM-000265	Screw	BZ4x10 Black	2	←				
26		M602695	Valve base 2L		1	←	MBIS			
27		1056165	Retaining screw M7		1	←	JV300			
28		AWA4-15	Draw spring		1	←	MBIS			
29		M523272	T bulk valve arm		1	←				
30		MM-000165	E-ring	E-3 SUS	2	←				
31		M207181	Valve open and close lever holder rod		1	←	MBIS			
32		MM-001326	Screw	BZ2x8	2	←				
33		M601215	Valve cap		1	←	JV300			
34		M800684	Cartridge valve spring 120		1	←				C1.5
35		M204082	Valve spring holder		1	←	JV300			
36		M700713	Butyl valve pin Assy.		1	←	JV300			
37		SPA-0250	Rubber stopper 2L for case	For the old type of Eco-case	1	←		8		A3.2
38		Deleted								D3.3
39		M021777	Eco-case Assy.	SPC-0626	8	←				C3.3
		M025700	Eco-case Assy.3	SPC-0884	8	←				A3.3

*1 P: Supply quantity *2 M: Changed contents (A: Added part, D: Deleted part, C: Changed part, and Adapted ver.)

14. MBIS3 -2/3

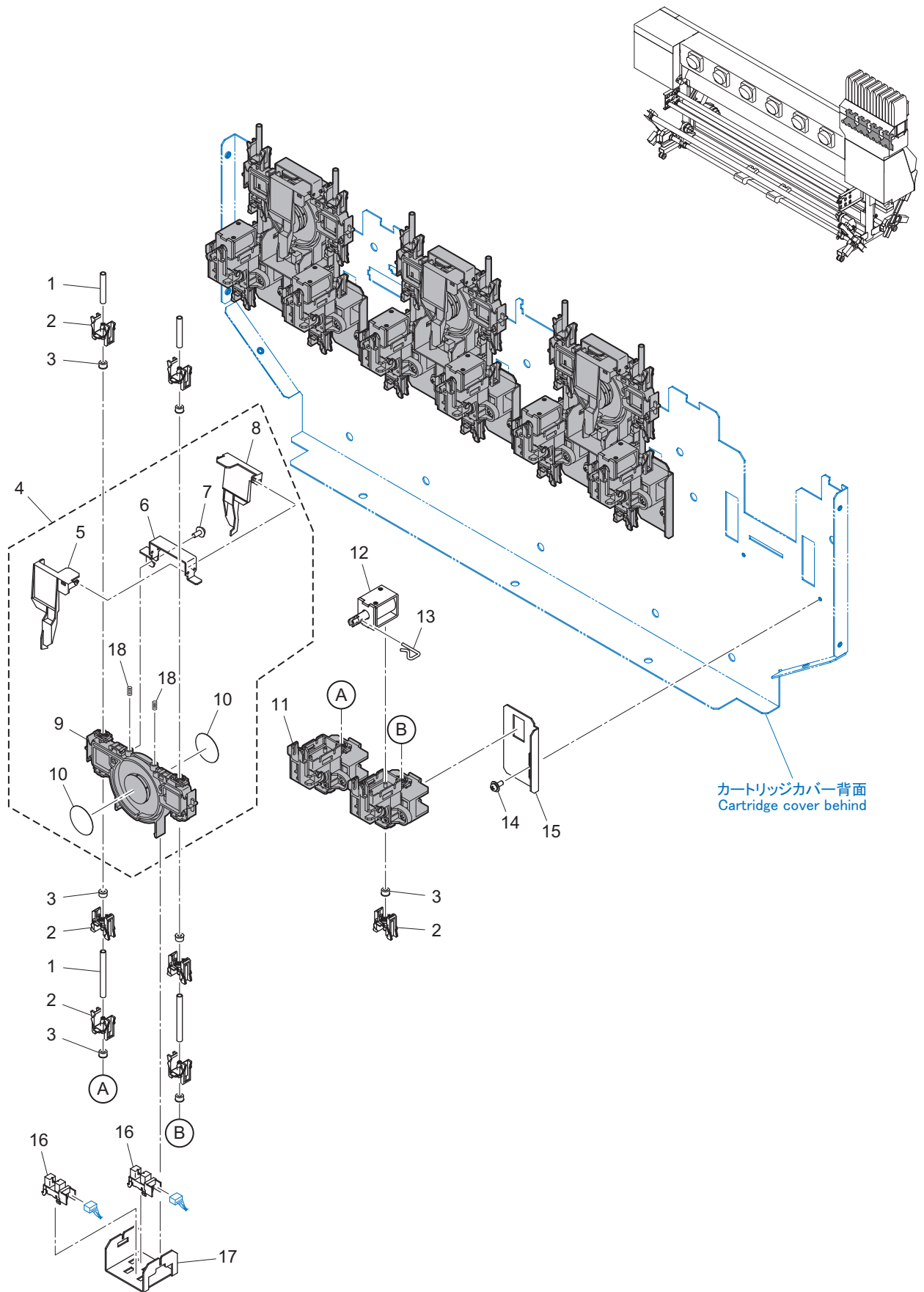


Mechanical Drawing						Rev.
Model	Common	Issued	2015.10.30	Revised	2019.12.10	
14. MBIS3 -2/3						3.1

No.	Rank	Part codes	Name of part	Remarks	Quantity used			Common Model	P*1	M*2
					Std	Mk2				
1		M603754	Cartridge IO PCB BKT		1	←		JV300		
2		MM-000559	Screw	P3x8SMW Black	10	←				
3		M606168	Light guide P		8	←		JV300		C1.6
4	B	MP-E107936	CART IO PCB Assy.		1	←		JV300		
5		MM-000946	Screw	TP3x8F Black	3	←				
6		E108409	Near end sensor cable Assy.		1	←				
7		E108382	Cartridge valve cable Assy.		1	←				
8		E108381	Cartridge ID cable Assy.		1	←				
9		E108572	Cover sensor L relay cable Assy.		1	←				
10		M912039	Label-slot number		1	←				
11		MM-000037	Cable clamp UL	CKS-13-L	3	←				
12		MM-001434	Flat cable clamp	FCS-3015	1	←				
13	B	MP-E105719	ID connect PCB CN032 Assy.	Not compatible with * MP-SCN-2702	8	←		MBIS		D3.1
		MP-SCN-2702	ID connect Assy.	The first time only, to replace all. * MP-SCN-2702 * M606063	8	←		MBIS		A3.1
14		M602698	ID PCB socket	Not compatible with * M606063	8	←				D3.1
		M606063	Ink IC slot	The first time only, to replace all. * MP-SCN-2702 * M606063	8	←				A3.1

*1 P: Supply quantity *2 M: Changed contents (A: Added part, D: Deleted part, C: Changed part, and Adapted ver.)

14. MBIS3 -3/3

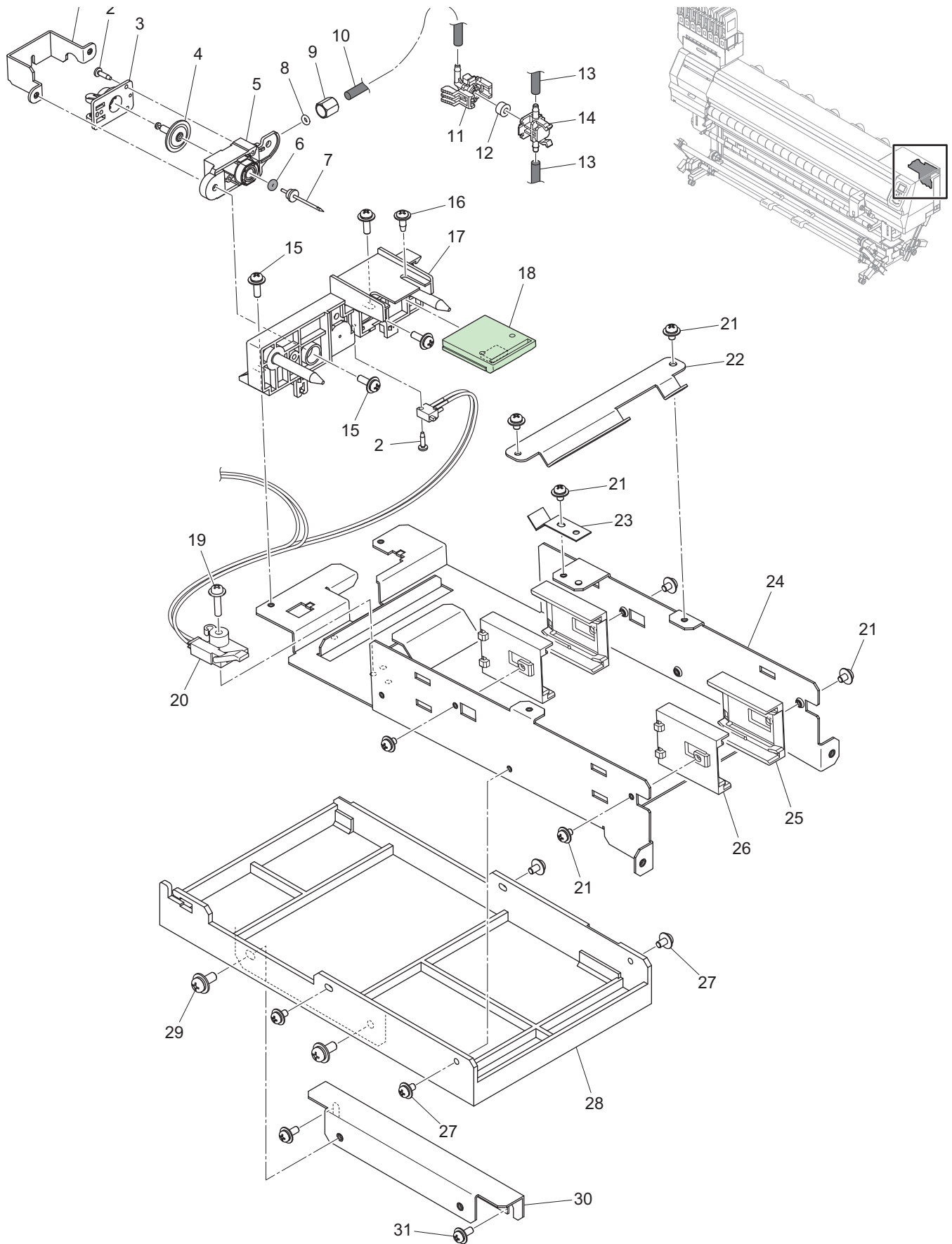


14. MBIS3 -3/3

No.	Rank	Part codes	Name of part	Remarks	Quantity used			Common Model	P*1	M*2
					Std	Mk2				
1	B	MP-M802895	PT01-MMK-3*4 100m		0.52 m	←		JV300		C1.5
2	B	MP-M603012	Fitting φ3		32	←		JV300		
3	B	MP-M700734	F seal rubber 300		32	←		JV300		
4	B	MP-M015931	INK tank all assy.		4	←				
5		M603210	Damper sensor dog R		1	←		JV400		
6		M524027	Damper sensor set plate		1	←				
7		MM-001321	Screw	TP Bind 3x6 Black	1	←				
8		M603209	Damper sensor dog L		1	←		JV400		
9		M016599	Ink tank assy.		1	←				
10		M801715	Damper protect film		2	←		JV400		
11	B	MP-M015864	TS cartridge valve assy.		2	←				
12	B	MP-E300816	Ink cartridge solenoid assy.		8	←		JV300		
13		M801089	Snap pin A		8	←		JV300		
14		MM-000559	Screw	P3x8SMW Black	8	←				
15		M524026	Valve set plate B		8	←				
16	B	MP-K13781-AALF	Photo interrupter		8	←		TS300P, Tx300P-B		
		OJ-MK01-01					TS300P, Tx300P-B			
		Deleted							D1.7	
17		M521945	Tank sensor BKT		4	←				
18		M802294	Spring		2	←				A1.4

*1 P: Supply quantity *2 M: Changed contents (A: Added part, D: Deleted part, C: Changed part, and Adapted ver.)

15. WASH CARTRIDGE Assy. -1/2

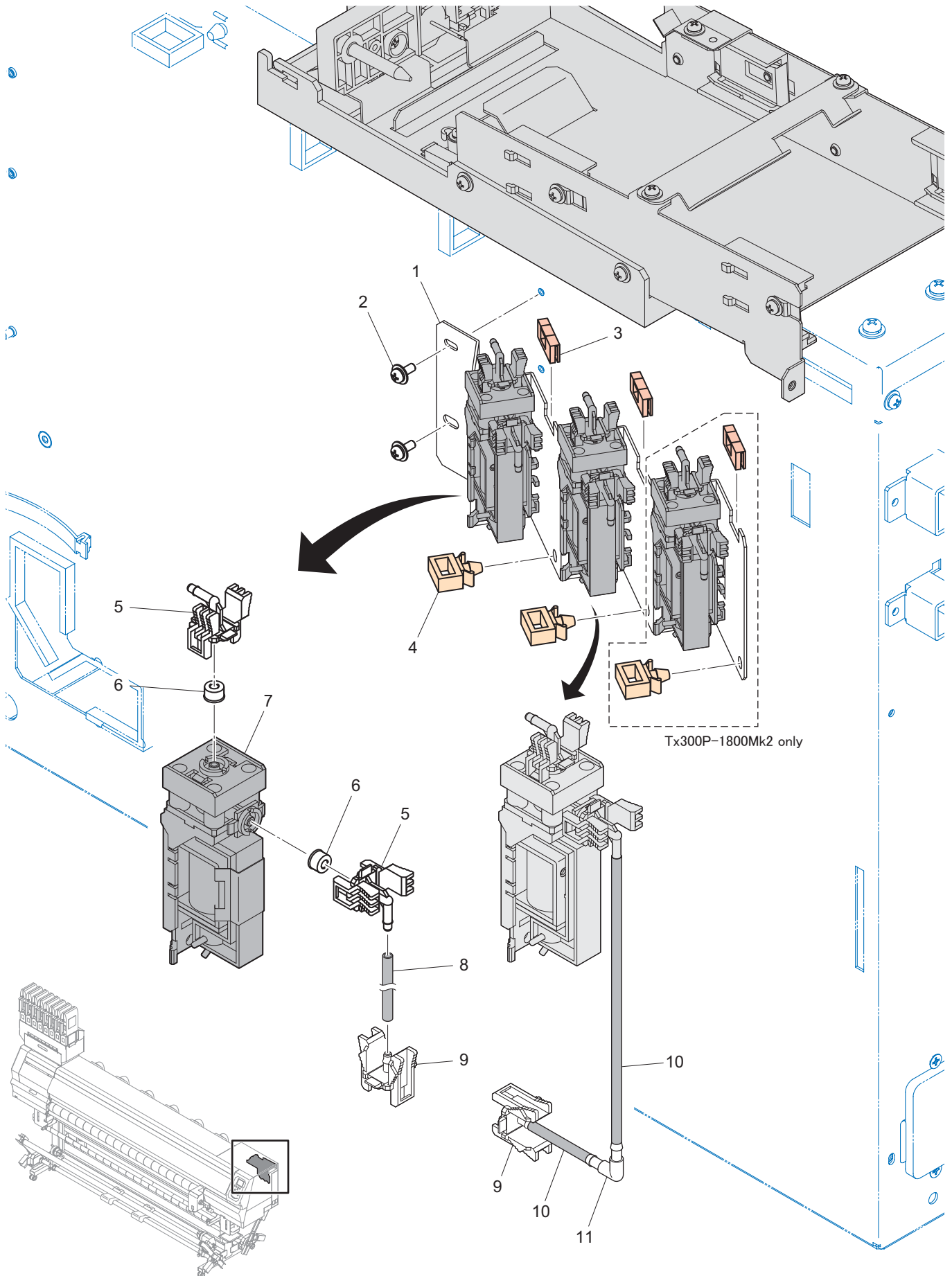


15. WASH CARTRIDGE Assy. -1/2

No.	Rank	Part codes	Name of part	Remarks	Quantity used			Common Model	P*1	M*2
					Std	Mk2				
1		M514764	Valve free plate		1	←		JV300, CJV300, TS300P, Tx300P-B		
2		MM-001326	Screw	BZ2x8	4	←				
3		MP-M601215	Valve cap		1	←		JV300, CJV300, TS300P, Tx300P-B		C1.6
4		MP-M700713	Butyl valve pin Assy.		1	←		JV300, CJV300, TS300P, Tx300P-B		C1.6
5		MP-M601816	Valve base N-3 M6		1	←		JV300, CJV300, TS300P, Tx300P-B		C1.6
6		MP-M700323	RS O-ring	φ1.1x2.2	1	←		JV300, CJV300, TS300P, Tx300P-B		C1.6
7		MP-M209089	Ink needle 1.2A		1	←		JV300, CJV300, TS300P, Tx300P-B		C1.6
8		MP-M700326	RS O-ring (2.16x1.4)		1	←		JV300, CJV300, TS300P, Tx300P-B		C1.6
9		MP-1033482	Joint screw, M6		1	←		JV300, CJV300, TS300P, Tx300P-B		C1.6
10	B	MP-M802894	PT01-MMK-2×3 100m(1m unit price)		0.25	←	m	JV300, CJV300, TS300P, Tx300P-B		C1.5
11	B	MP-M603425	FIT_L_2		2	←		JV300, CJV300, TS300P, Tx300P-B		
12	B	MP-M700734	F seal rubber 300		2	←		JV300, CJV300, TS300P, Tx300P-B		
13	C	MP-TP-SX 2*4	Elastomer tube (30m roll)		1.26	←	m	JV300, CJV300, TS300P, Tx300P-B		C1.6
14		MP-M603384	3 Way fitting φ2		2	←		JV300, CJV300, TS300P, Tx300P-B		
15		MM-000526	Screw	P3x10SMW	4	←				
16		MM-000624	Screw	TP3x8F	2	←				
17		MP-M601182	Cartridge frame V					JV300, CJV300, TS300P, Tx300P-B		C1.6
		MP-M606107	Cartridge frame V2		1	←				A1.6
18	B	MP-E105363	ID contact point PCB CN032 Assy.		1	←		JV300, CJV300, TS300P, Tx300P-B		
19		MM-000532	Screw	P3x14SMW	1	←		JV300, CJV300, TS300P, Tx300P-B		
20	B	MP-1033477	Cartridge sensor I/C, Y		1	←		JV300, CJV300, TS300P, Tx300P-B		
21		MM-000544	Screw	P3x5SMW	7	←				
22		MP-M508797	Steady brace		1	←		JV300, CJV300, TS300P, Tx300P-B		C1.6
23		MP-M800857	Cartridge plate spring		1	←		JV300, CJV300, TS300P, Tx300P-B		C1.6
24		MP-M508793	PC cartridge base		1	←		JV300, CJV300, TS300P, Tx300P-B		C1.6
25		MP-M601817	Cartridge guide U		2	←		JV300, CJV300, TS300P, Tx300P-B		C1.6
26		MP-M601818	Cartridge guide D		2	←		JV300, CJV300, TS300P, Tx300P-B		C1.6
27		MM-000551	Screw	P3x6SMW	4	←		JV300, CJV300, TS300P, Tx300P-B		
28		MP-M602227	PC cartridge tray		1	←		JV300, CJV300, TS300P, Tx300P-B		C1.6
29		MM-000565	Screw	P4x10SMW Black	2	←				
30		M520002	Washing Assy. stay		1	←		JV300, CJV300, TS300P, Tx300P-B		
31		MM-000559	Screw	P3x8SMW Black	2	←				

*1 P: Supply quantity *2 M: Changed contents (A: Added part, D: Deleted part, C: Changed part, and Adapted ver.)

15. WASH CARTRIDGE Assy. -2/2

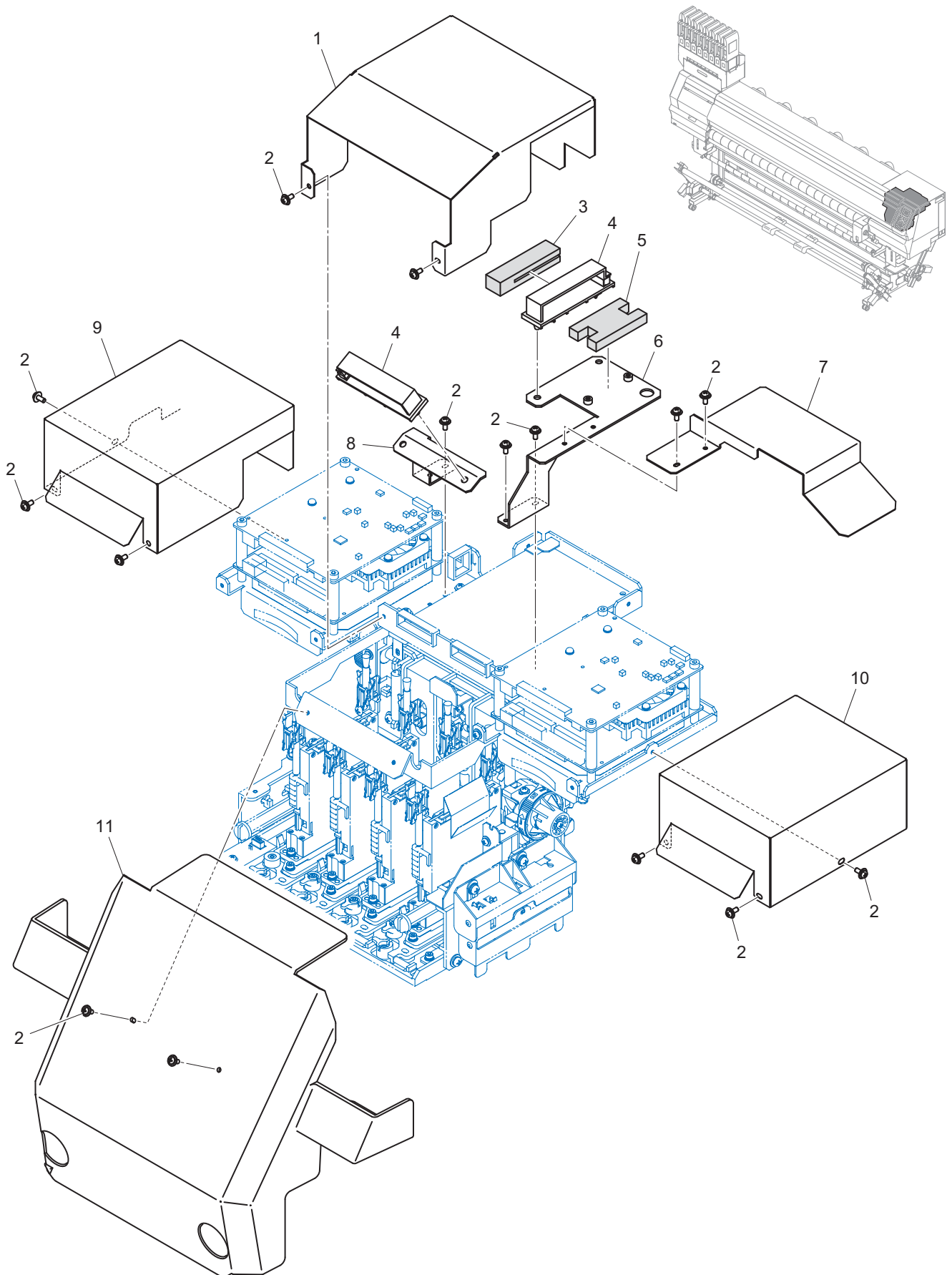


Mechanical Drawing						Rev.
Model	Common	Issued	2015.10.30	Revised	2019.11.05	
15. WASH CARTRIDGE Assy. -2/2						3.0

No.	Rank	Part codes	Name of part	Remarks	Quantity used			Common Model	P*1	M*2
					Std	Mk2				
1		M520543	Valve BKT		1	←		JV300, CJV300, TS300P, Tx300P-B		
2		MM-000559	Screw	P3x8SMW Black	2	←		JV300, CJV300, TS300P, Tx300P-B		
3		MM-000902	Locking edge saddle	EDS-0704L-VO	2	3		JV300, CJV300, TS300P, Tx300P-B		C3.0
4		MM-000054	Locking wire saddle	LWS-1S	2	3		JV300, CJV300, TS300P, Tx300P-B		C3.0
5	B	MP-M603425	FIT_L_2		2	←		JV300, CJV300, TS300P, Tx300P-B		
6	B	MP-M700734	F seal rubber 300		2	←		JV300, CJV300, TS300P, Tx300P-B		C1.5
7	B	MP-M015316	D valve assy.		2	3		JV300, CJV300, TS300P, Tx300P-B		C3.0
8	C	MP-TP-SX 2x4	Elastomer tube (30m roll)		0.68 m	←		JV300, CJV300, TS300P, Tx300P-B		C1.6
9	B	MP-M603013	Fitting φ2		2	←		JV300, CJV300, TS300P, Tx300P-B		A1.5
10	B	MP-M802894	PT01-MMK-2x3 100m (1m unit price)		1.3m	←		JV300, CJV300, TS300P, Tx300P-B		A1.5
11		L420-6	Fitting		1	←		JV300, CJV300, TS300P, Tx300P-B		A1.5
		VPL206							A1.5	

*1 P: Supply quantity *2 M: Changed contents (A: Added part, D: Deleted part, C: Changed part, and Adapted ver.)

16. CARRIAGE Assy. -1/4 (Configuration with HCB PCB)

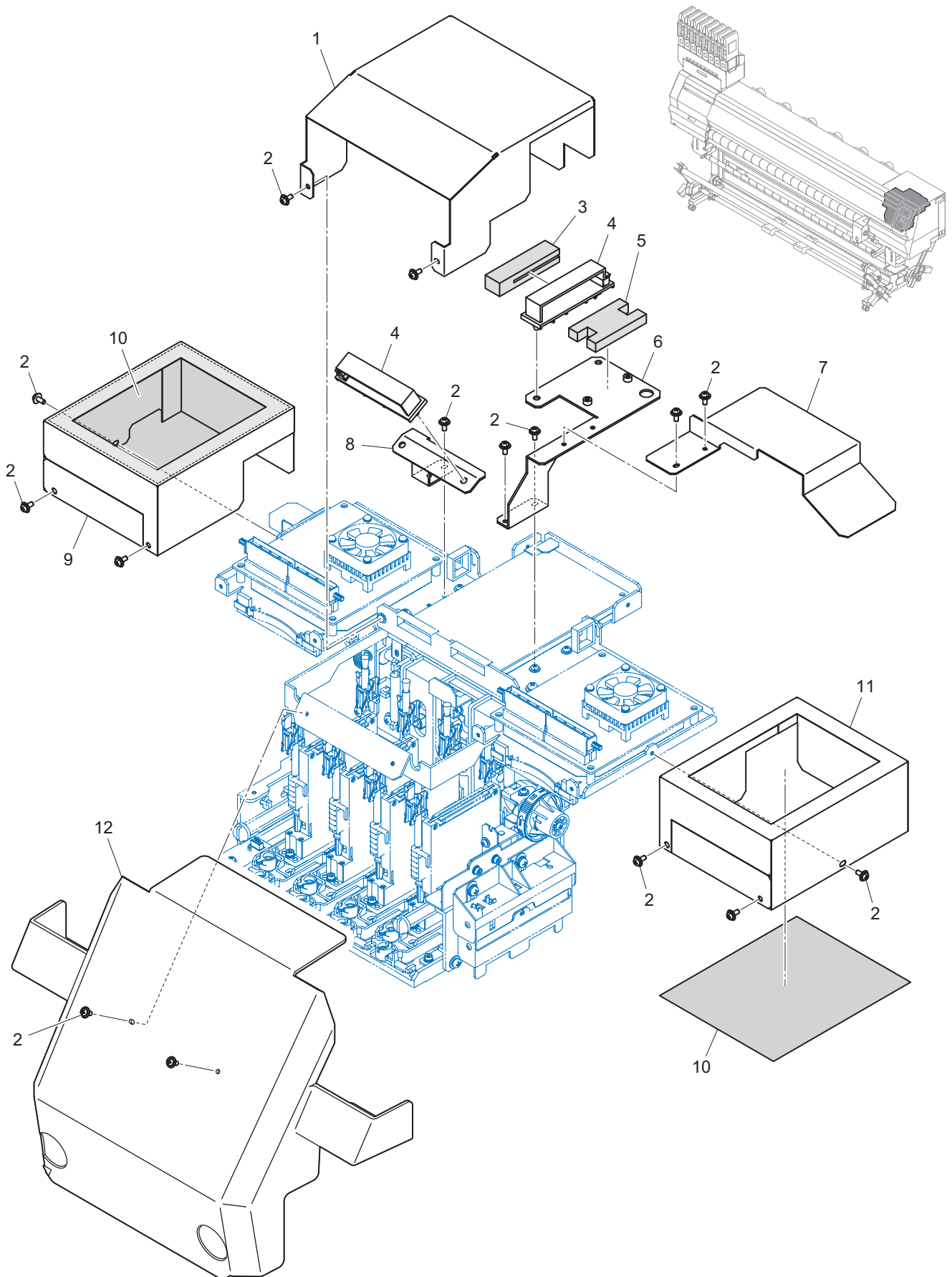


16. CARRIAGE Assy. -1/4 (Configuration with HCB PCB)

No.	Rank	Part codes	Name of part	Remarks	Quantity used			Common Model	P*1	M*2
					Std	Mk2				
1		M523216	Slider PCB cover C		1	-				
2		MM-000559	Screw	P3x8SMW Black	16	-				
3		MM-001380	Ept sealer	TM-238-15-15	1	-				
4		MM-001154	Flat cable clamp	FCS-6015	2	-				
5		MP-M017908	Veyor absorption pad S(2pcs set)		1	-		2	C1.2	
6		M521870	Veyor BKT		1	-				
7		M522177	Veyor holder		1	-				
8		M522179	Piping plate T		1	-				
9		M911733	Slider PCB cover L		1	-				
10		M911732	Slider PCB cover R		1	-				
11		M604329	Carriage cover		1	-				

*1 P: Supply quantity *2 M: Changed contents (A: Added part, D: Deleted part, C: Changed part, and Adapted ver.)

16. CARRIAGE Assy. -1/4 (Configuration with HCB2 PCB)

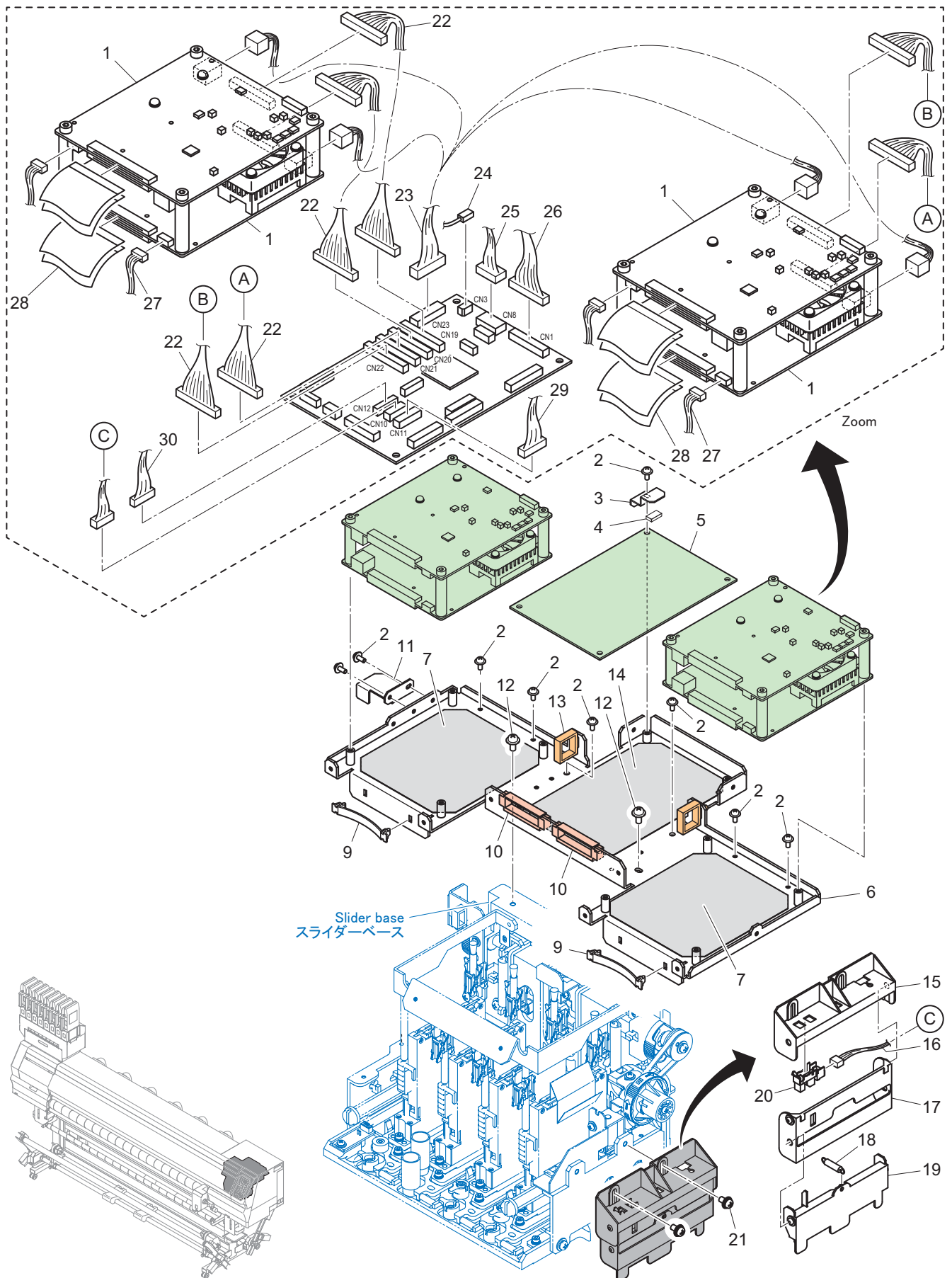


16. CARRIAGE Assy. -1/4 (Configuration with HCB2 PCB)

No.	Rank	Part codes	Name of part	Remarks	Quantity used			Common Model	P*1	M*2
					Std	Mk2				
1		M523216	Slider PCB cover C		1	←				
2		MM-000559	Screw	P3x8SMW Black	16	←				
3		MM-001380	Ept sealer	TM-238-15-15	1	←				
4		MM-001154	Flat cable clamp	FCS-6015	2	←				
5		MP-M017908	Veyor absorption pad S(2pcs set)		1	←			2	
6		M521870	Veyor BKT		1	←				
7		M522177	Veyor holder		1	←				
8		M522179	Piping plate T		1	←				
9		M912865	Slider PCB cover L2		1	←				
10		M802689	Slider PCB filter		2	←				
11		M912864	Slider PCB cover R2		1	←				
12		M604329	Carriage cover		1	-				
		M606375	Carriage cover Tx2		-	1				A3.0

*1 P: Supply quantity *2 M: Changed contents (A: Added part, D: Deleted part, C: Changed part, and Adapted ver.)

16. CARRIAGE Assy. -2/4 (Configuration with HCB PCB)

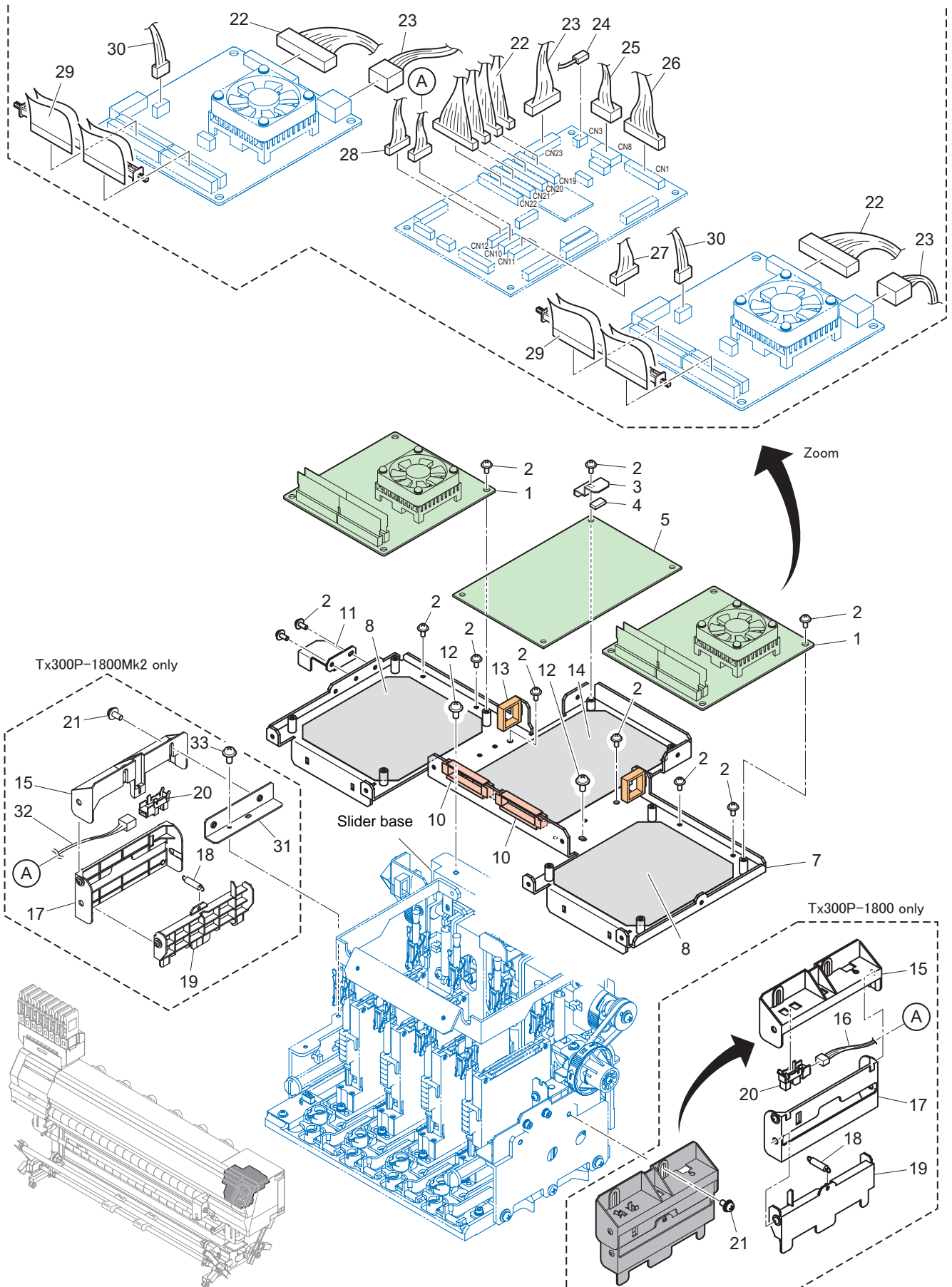


16. CARRIAGE Assy. -2/4 (Configuration with HCB PCB)

No.	Rank	Part codes	Name of part	Remarks	Quantity used			Common Model	P*1	M*2
					Std	Mk2				
1	B	MP-UH-AK810MK	HCB PCB Assy.		4	-				
2		MM-000559	Screw	P3x8SMW Black	12	-				
3		M523231	Holder plate		1	-				
4		TM238-5-10	Ept sealer		1	-				
5	B	MP-E108137	Slider P PCB Assy.		1	-				
		MP-M026238	Slider P PCB Assy.		1	-				A3.4
6		M523239	Slider PCB BKT T		1	-				
7		M911735	Slider PCB film A		2	-				
8		Deleted				-				D1.3
9		MM-000904	Flat clamp	FCR-45 VO	2	-				
10		MM-001353	Locking edge saddle	TSB-3509	2	-				
11		M523268	Y-origin sensor shading plate T		1	-				
12		MM-000565	Screw	P4x10SMW Black	2	-				
13		RLWC-5SV0	Reuse locking clamp		2	-				
14		M911736	Slider PCB film B		1	-				
15		M603494	Jam sensor H		1	-				
16		E108384	Cutter · SNS cable Assy.		1	-				
17		M603493	Jam sensor M		1	-				
18		M801834	JAM SP		1	-				
19		M603492	Jam sensor L		1	-				
20	B	MP-K13781-AALF	Photo interrupter		1	-	TS300P, Tx300P-B			
		OJ-MK01-01				-	TS300P, Tx300P-B			
		Deleted				-				D1.7
21		MM-000603	Screw	P4x8SMW	2	-				
22	B	MP-E108404	HCB-slider signal cable Assy.		4	-				
23		E108405	HCB-slider power supply cable Assy.		1	-				
24	B	MP-AYG4V1F06HW1	Optical fiber		1	-				
25	B	MP-E108378	Slider power supply cable Assy.		1	-				
26	B	MP-E112007	Slider - optical cable Assy.		1	-				C3.3
27		E108385	Head thermistor connection cable Assy.		4	-				C1.3
28	B	MP-M018040	Head FFC Assy. 1 with a spacer		4	-				C1.4
29		E108383	Paper · ENC cable Assy.		1	-				
30		E108391	Carriage height sensor cable Assy.		1	-				

*1 P: Supply quantity *2 M: Changed contents (A: Added part, D: Deleted part, C: Changed part, and Adapted ver.)

16. CARRIAGE Assy. -2/4 (Configuration with HCB2 PCB)

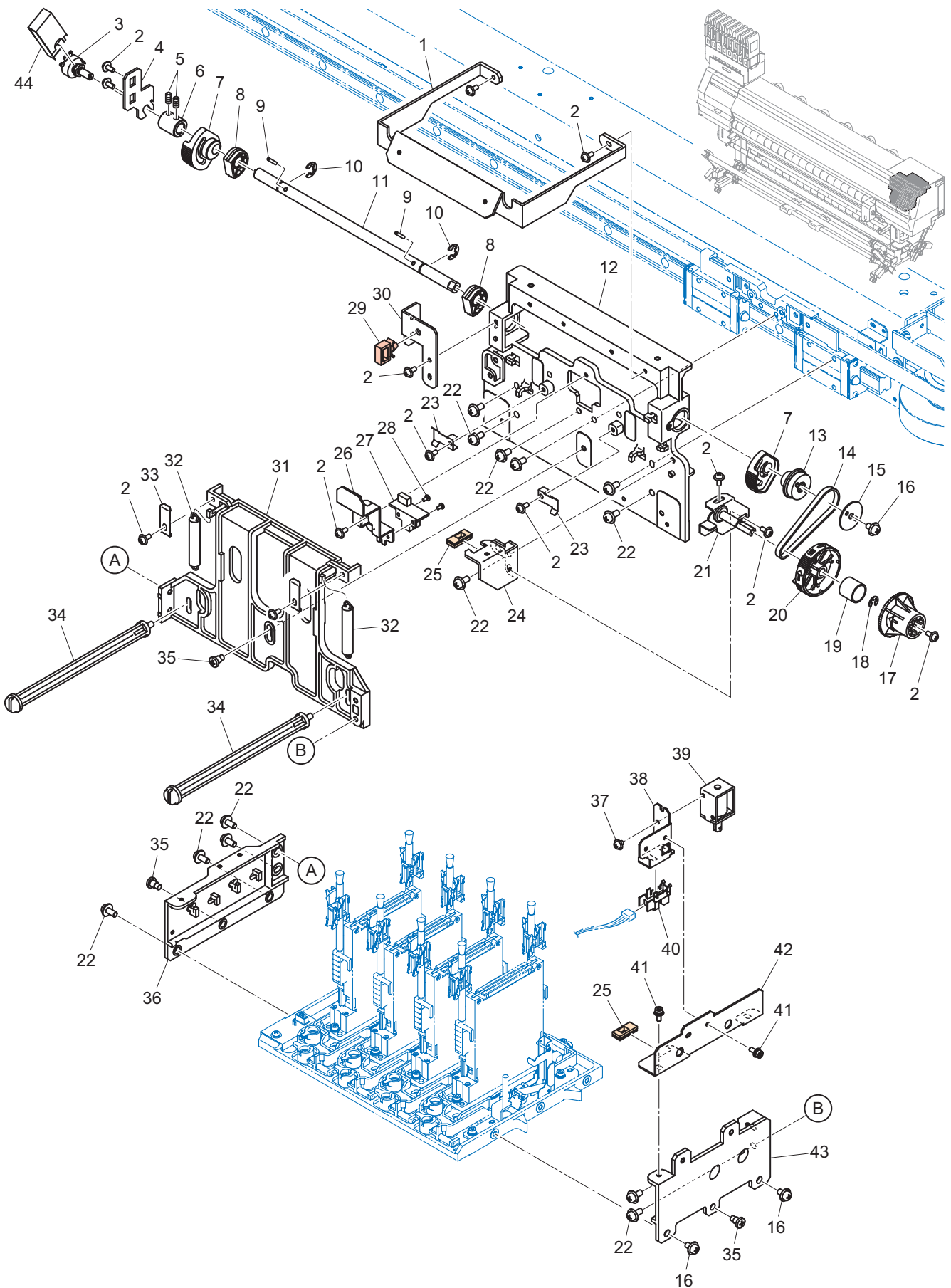


16. CARRIAGE Assy. -2/4 (Configuration with HCB2 PCB)

No.	Rank	Part codes	Name of part	Remarks	Quantity used			Common Model	P*1	M*2
					Std	Mk2				
1	B	MP-UH-AK821MK	HCB2 PCB assy.		2	←				
2		MM-000559	Screw	P3x8SMW Black	20	←				
3		M523231	Holder plate		1	←				
4		TM238-5-10	Ept sealer		1	←				
5	B	MP-E108137	Slider P PCB Assy.		1	←				
		MP-M026238	Slider P PCB assy		1	←				A3.4
6		Deleted								
7		M523239	Slider PCB BKT T		1	←				
8		M911735	Slider PCB film A		2	←				
9		Deleted				←				
10		MM-001353	Locking edge saddle	TSB-3509	2	←				
11		M523268	Y-origin sensor shading plate T		1	←				
12		MM-000565	Screw	P4x10SMW Black	2	←				
13		MM-001568	Reuse locking clamp	RLWC-5SV0	2	←				
14		M911736	Slider PCB film B		1	←				
15		M603494	Jam sensor H		1	←				
16		E108384	Cutter · SNS cable Assy.		1	←				
17		M603493	Jam sensor M		1	←				
18		M801834	JAM SP		1	←				
19		M603492	Jam sensor L		1	←				
20	B	MP-KI3781-AALF	Photo interrupter		1	←	TS300P, Tx300P-B			
		OJ-MK01-01					TS300P, Tx300P-B			
		Deleted								D1.7
21		MM-000603	Screw	P4x8SMW	2	←				
22		E108957	HCB2-SL signal cable Assy.		1	←				
23		E108958	HCB2-SL power supply cable Assy.		1	←				
24	B	MP-AYG4V1F06HW1	Optical fiber		1	←				
25	B	MP-E108378	Slider power supply cable Assy.		1	←				
26	B	MP-E112007	Slider - optical cable Assy.		1	←				C3.3
27		E108383	Paper · ENC cable Assy.		1	←				
28		E108391	Carriage height sensor cable Assy.		1	←				
29	B	MP-M018041	Head FFC assy. 2 with a spacer		4	←				C1.4
30		E108959	HCB2-Head thermistor connection cable Assy.		2	←				
31		M536497	Jam sensor BKT		-	1				A3.0
32		E111612	JamShutterCutter connection CableAssy.		-	1				A3.0
33		MM-000556	Screw	M3x8 Small washer	-	2				A3.0

*1 P: Supply quantity *2 M: Changed contents (A: Added part, D: Deleted part, C: Changed part, and Adapted ver.)

16. CARRIAGE Assy. -3/4

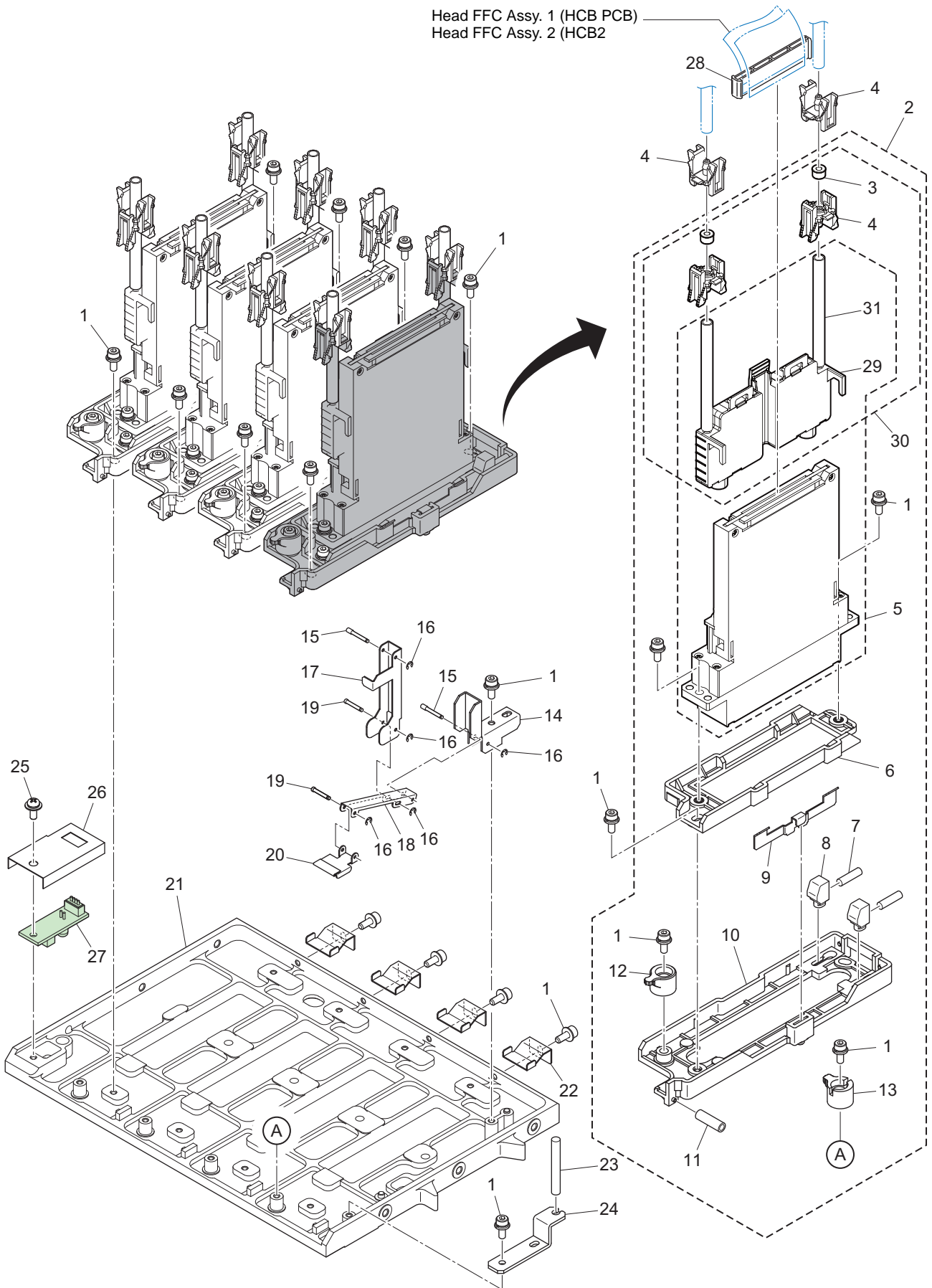


16. CARRIAGE Assy. -3/4

No.	Rank	Part codes	Name of part	Remarks	Quantity used			Common Model	P*1	M*2
					Std	Mk2				
1		M523550	Carriage cover stay		1	←				
2		MM-000559	Screw	P3x8SMW Black	13	←				
3	B	MP-E108390	Potentiometer Assy.		1	←				
4		M523190	Volume fix plate TT		1	←				
5		MM-000737	Hexagon socket head screw	SSWP3x3(R)	2	←				
6		M210175	Volume joint shaft		1	←				
7		MP-M01861	Eccentricity bush (2pcs set)		2	←	JV300	2	C1.4	
8		MP-M017905	Height adjustment cam(2pcs set)		2	←		2	C1.2	
9		MM-000653	Corrugated spring pin	φ2x12 (R)	2	←				
10		MM-000168	E-ring	E-6 SUS	2	←				
11		M210174	Head up and down shaft		1	←				
12		M400616	Slider base		1	←				
13		M604056	Height adjustment pulley		1	←				
14		40 S2M 148	Timing belt		1	←				
15		M521941	Pulley flange		1	←				
16		MM-000564	Screw	P4x10SMW	3	←				
17		M604197	Height adjustment handle lock		1	←				
18		MM-000166	E-ring	E-4 SUS	1	←				
19		M802371	Height adjustment handle spring		1	←				
20		M604196	Height adjustment handle		1	←				
21		M521875	Adjustment handle BKT		1	←				
22		MM-000565	Screw	P4x10SMW Black	13	←				
23		M520107	Up and down slider SPL		2	←				
24		M521874	Adjustment handle fix BKT		1	←				
25		MM-000902	Locking edge saddle	EDS-0704L-VO	2	←				
26		M520525	Encoder sensor BKT		1	←				
27	B	MP-E106614	Encoder PCB Assy.		1	←				
28		MM-000866	Screw	B2x4	2	←				
29		MM-000054	Locking wire saddle	LWS-1S	1	←				
30		M523211	Volume set BKT T		1	←				
31		M400617	P head up and down slider		1	←				
32		M802123	Carriage SP 1		2	←				
33		M523249	T Up and down slider SP L		2	←				
34		M602829	Head lock screw 200		2	←				
35		MM-000512	Belt lock screw black		3	←				
36		M400619	Carriage side plate L		1	←				
37		MM-000544	Screw	P3x5SMW	2	←				
38		M524890	Washing ink sensor BKT 2		1	←				
39	B	MP-E300816	Ink cartridge solenoid Assy.		1	←				
40	B	MP-KI3781-AALF	Photo interrupter		1	←	TS300P, Tx300P-B			
		OJ-MK01-01		TS300P, Tx300P-B						
		Deleted							D1.7	
41		MM-000311	Screw	CS3x8SMW Black	4	←				
42		M524891	Washing shutter BKT		1	←				
43		M400618	Carriage side plate R		1	←				
44		M913063	Potentiometer cover 2		1	←				

*1 P: Supply quantity *2 M: Changed contents (A: Added part, D: Deleted part, C: Changed part, and Adapted ver.)

16. CARRIAGE Assy. -4/4

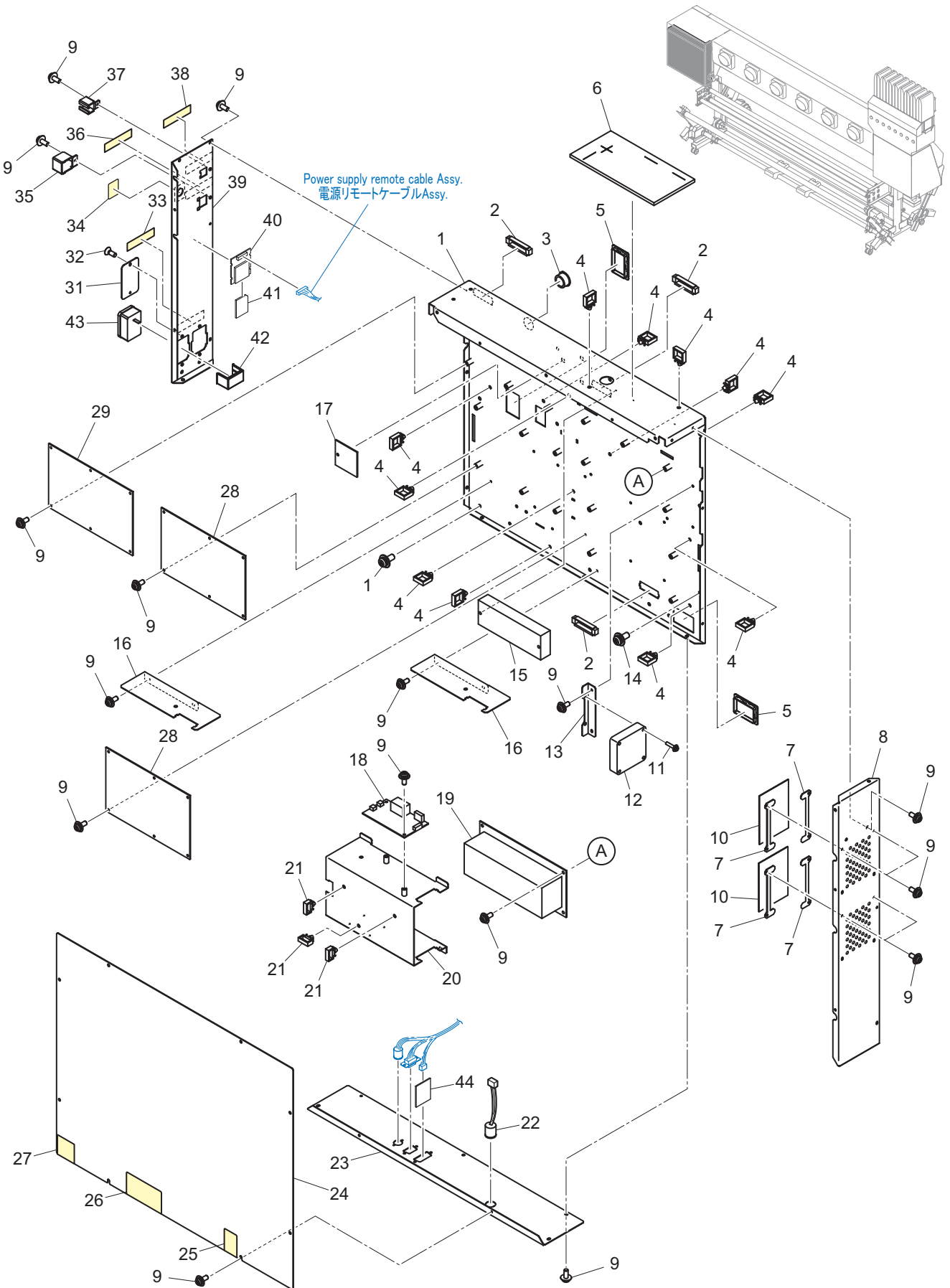


16. CARRIAGE Assy. -4/4

No.	Rank	Part codes	Name of part	Remarks	Quantity used			Common Model	P*1	M*2
					Std	Mk2				
1		MM-000311	Screw	CS3x8SMW Black	22	←				
2	B	MP-M015885	HA812 head P Assy.		4	←				C1.2
3	B	MP-M700734	F seal rubber 300		2	←		JV300		
4	B	MP-M603012	Fitting φ3		2	←		JV300		
5		UH-HA812MK	IJ head with damper without heater		1	←				
6		M604223	AD plate P		1	←				
7		M802253	Pusher SP 2		2	←				
8		M604059	Lock pusher P		2	←				
9		M524864	Head press spring P		1	←				
10		M604222	AD slider P		1	←				
11		M802550	Slant adjustment spring P1		1	←				
12		M604398	Head adjustment cam P		1	←				
13		MP-M017978	Head adjustment cam(8pcs set)		1	←			8	C1.2
14		M523292	Washing guide		1	←				
15		M210179	Shutter shaft 2		2	←				
16		MM-000161	E-ring	E-1.2 SUS	5	←				
17		M523290	Wash link		1	←				
18		M523291	Wash slide link		1	←				
19		M210178	Shutter shaft 1		2	←				
20		M523289	Washing shutter		1	←				
21		M400792	P head base		1	←				
22		M523265	AD holder SP R		4	←				
23		2x4-TP-SX	Elastomer tube (30m roll)		0.5 m	←		JV300		C1.5
24		M523288	Washing nozzle holder		1	←				
25		MM-000558	Screw	P3x8SMW	1	←				
26		M911087	Sensor cover		1	←				
27	B	MP-E107263	Mark sensor PCB Assy.		1	←		JV300		
28		M015999	FFC spacer Assy.		4	←				A1.3
29		UH-SP81R5MK	Damper		4	←				A1.4
30		MP-M017216	SP81R5 damper assy		4	←				A1.4
31	B	MP-M802895	PT01-MMK-3*4 100m		0.6 m	←				A1.5

*1 P: Supply quantity *2 M: Changed contents (A: Added part, D: Deleted part, C: Changed part, and Adapted ver.)

17. ELECTRICAL BOX Assy. -1/2

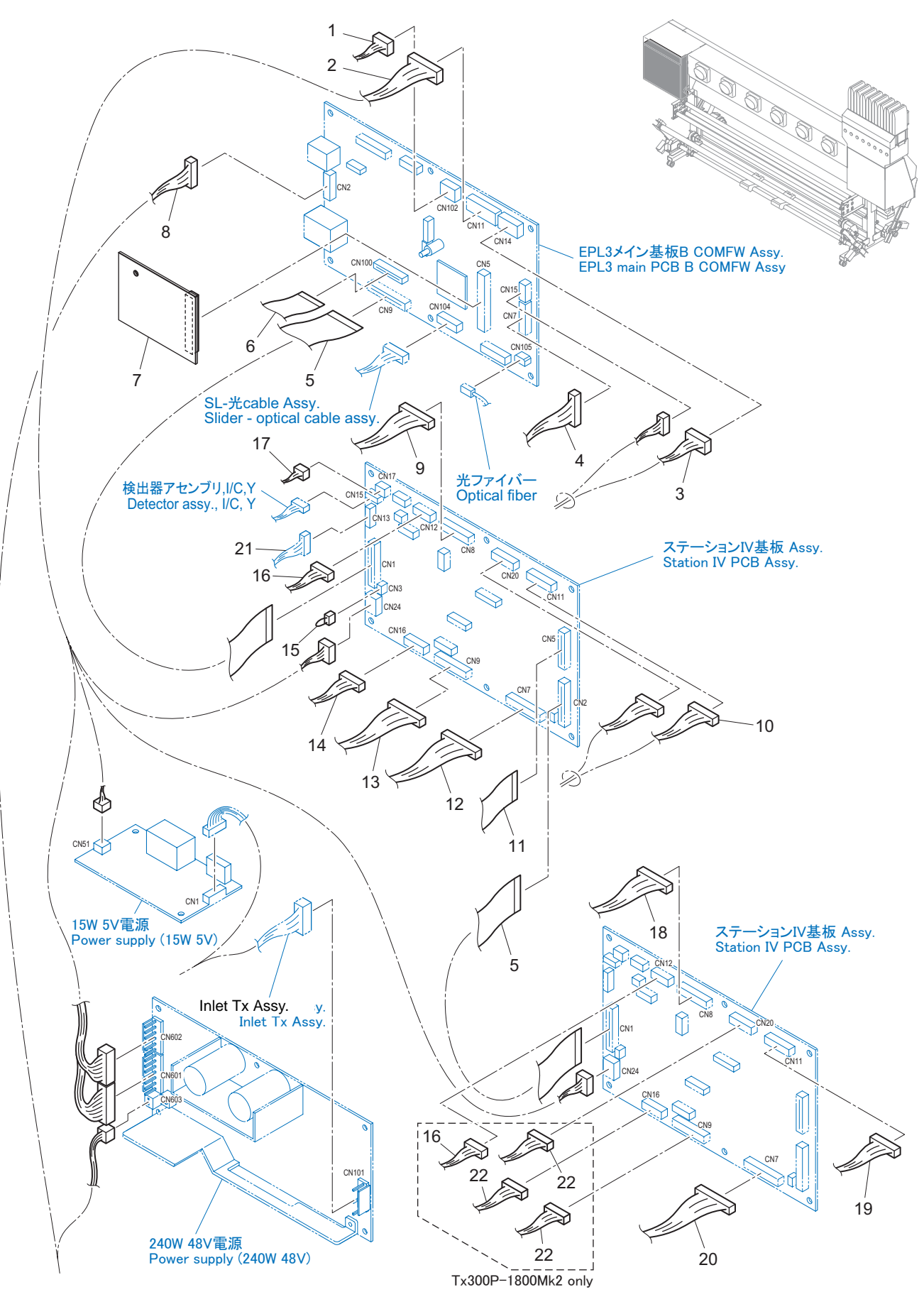


17. ELECTRICAL BOX Assy. -1/2

No.	Rank	Part codes	Name of part	Remarks	Quantity used			Common Model	P*1	M*2
					Std	Mk2				
1		M523277	Electrical box-T		1	←				
2		MM-001353	Locking edge saddle		3	←				
3		MM-000674	Bushing	TB1520	1	←				
4		MM-001568	Reuse locking clamp	RLWC-5SV0	22	←				C1.4
5		MM-000899	Square bushing	SB4025	2	←				
6		M802682	Wash C absorber		1	←				
7		M521040	Filter holder		4	←				
8		M518343	Electrical L		1	←				
9		MM-000559	Screw	P3x8SMW Black	31	←				
10		M802134	Electrical filter		2	←				
11		MM-000584	Screw	P4x20SMW	2	←				
12	B	MP-E301096	60*60*15 LC FAN		1	←				
		MP-E301219	DC fan 06015SS-24N							
13		M518337	Cooling fan BKT		1	←				
14		MM-000564	Screw	P4x10SMW	7	←				
15		E301228	Cement resistor 60W33ΩJ		1	←				
16		M524008	Electrical partition plate		2	←				
17	B	MP-E108339	Regenerative resistance PCB Assy.		1	←				
18	B	MP-LFA15F-5-J1	Power supply (15W 5V)		1	←	TS300P, Tx300P-B			
		MP-ZWS15B-5								
19	B	MP-SWF240P-48-R	Power supply (240W 48V)		1	←	TS300P, Tx300P-B			
		MP-LFP240F-48-J1R2YD48								
20		M523276	Power supply cover		1	←				
21		MM-001567	Reuse locking clamp	RLWC-1SV0	3	←				C1.4
22		E108835	Feeding switch cable Assy.		1	←				
23		M525184	Electrical box stay Tx		1	←				
24		M518342	Electrical cover		1	←				
25		M912622	Label-Feeding switch		1	←				
26		M910822	Label-Connector		1	←				
27		M907935	Label-Danger voltage		1	←				
28	B	MP-E108310	Station IV PCB Assy.		2	←				
29	B	MP-E108578	EPL3 main PCB COMFW Assy.		1	←	JV300, CJV300, TS300P Tx300P-B			
		MP-M019387	EPL3 main PCB B COMFW Assy.	M528443(Optical fiber holder) included.						A1.6
		Deleted								D1.7
30		Deleted								
31		M521021	Connector cover		1	←				
32		MM-000490	Screw	F3x8 Black	2	←				
33		M912672	Label-Inlet		1	←				
34		M910963	Label-Y cover blindfold		1	←				
35		M518512	USB guard	For Ethernet connector	1	←				
36		M908552	Label-LAN		1	←				
37		M514722	Connector guard A	For USB connector	1	←				
38		M904833	Label-USB I/F		1	←				
39		M518341	Electrical R		1	←				
40	B	MP-E108449	SD conversion PCB Assy.		1	←				
41	B	MP-RP-SDS128MK0	128MB SD card		1	←				
42		MP-M017904	Inlet cover(2pcs set)		1	←			2	C1.2
43		E109431	Tx inlet I Assy.		1	←				A1.3
44		E108987	Take-up/feeding inverse protect PCB Assy.		1	←				A1.3

*1 P: Supply quantity *2 M: Changed contents (A: Added part, D: Deleted part, C: Changed part, and Adapted ver.)

17. ELECTRICAL BOX Assy. -2/2

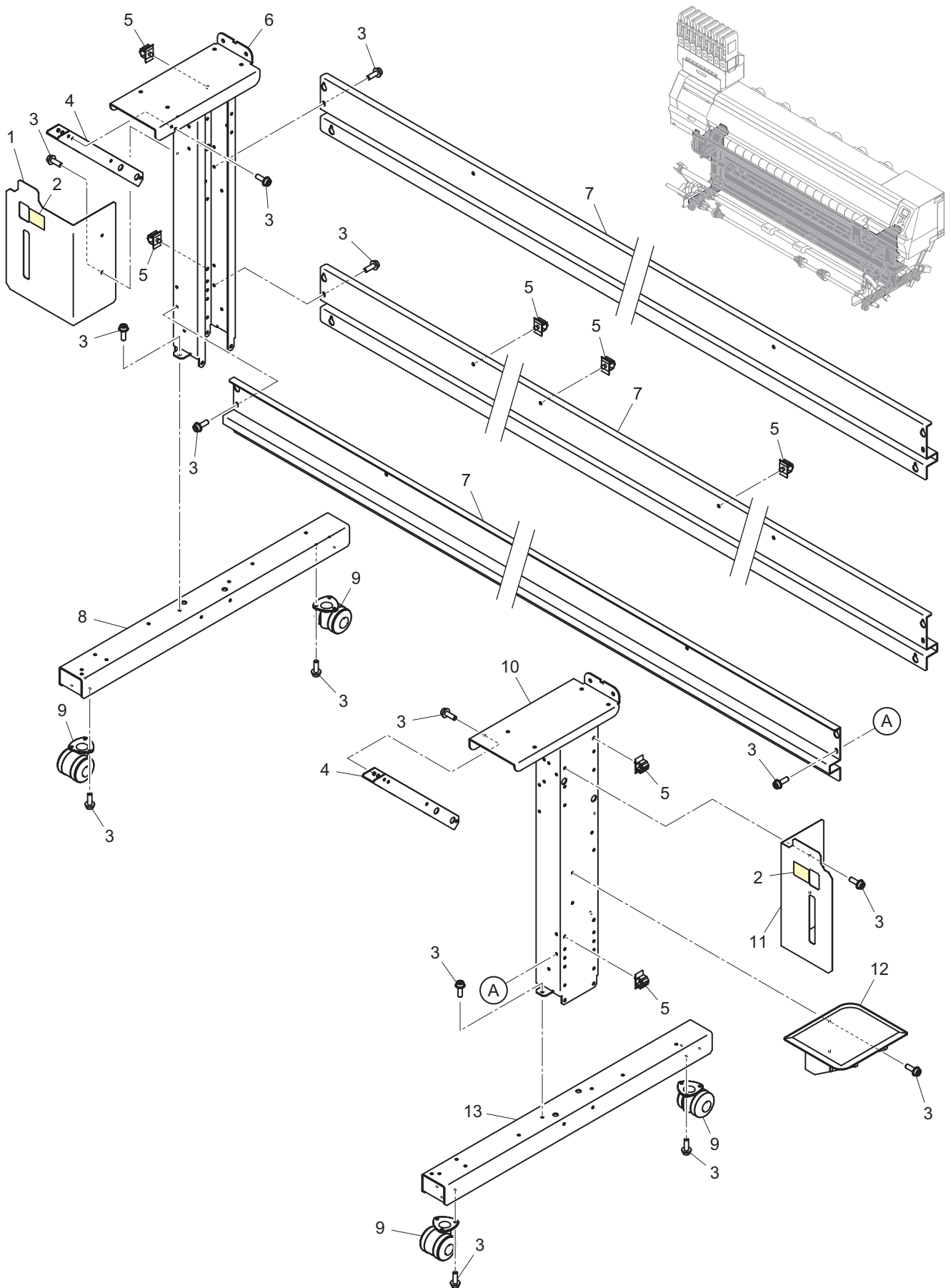


17. ELECTRICAL BOX Assy. -2/2

No.	Rank	Part codes	Name of part	Remarks	Quantity used			Common Model	P*1	M*2
					Std	Mk2				
1		E108562	Motor regenerative cable Assy.		1	←				
2		E108356	DC connection cable Assy.		1	←				
3		E108368	XY motor cable 180 Assy.		1	←				
4		E107975	Cover sensor · Y origin cable Assy.		1	←				
5		E300777	P1.25-20-250FFC		2	←				
6		E301114	FFC 1.0-18-850		1	←				
7	B	MP-E105986	IPPR3_DDR II PRAM (1GB) PCB Assy.		1	←				
8		E108414	Power supply remote cable Assy.		1	←				
9		E108374	Station IO 2 cable Assy.		1	←				
10		E108376	Take-up cable Assy.		1	←				
11	B	MP-E301102	FFC 1.25-16-3600		1	←				
12		E108373	Station IO cable Assy.		1	←				
13		E108828	Body frame cable Tx Assy.		1	←				
14		E108783	Power supply fan cable Assy.		1	←				
15		E106086	Cascade short 13 Assy.		1	←				
16		E108377	Wash cartridge cable Assy.		1	2				C3.0
17		E108369	Roof fan relay cable Assy.		1	←				
18		E108782	Stretch IO relay cable Assy.		1	←				
19		E108827	Feeding cable Assy.		1	←				
20		E108835	Feeding switch cable Assy.		1	←				
21		E108375	NCU cable assy.		1	←				
22		E111613	Hybrid Platen connection CableAssy.	Mk2 only	-	1				A3.0

*1 P: Supply quantity *2 M: Changed contents (A: Added part, D: Deleted part, C: Changed part, and Adapted ver.)

18. LEG Assy.

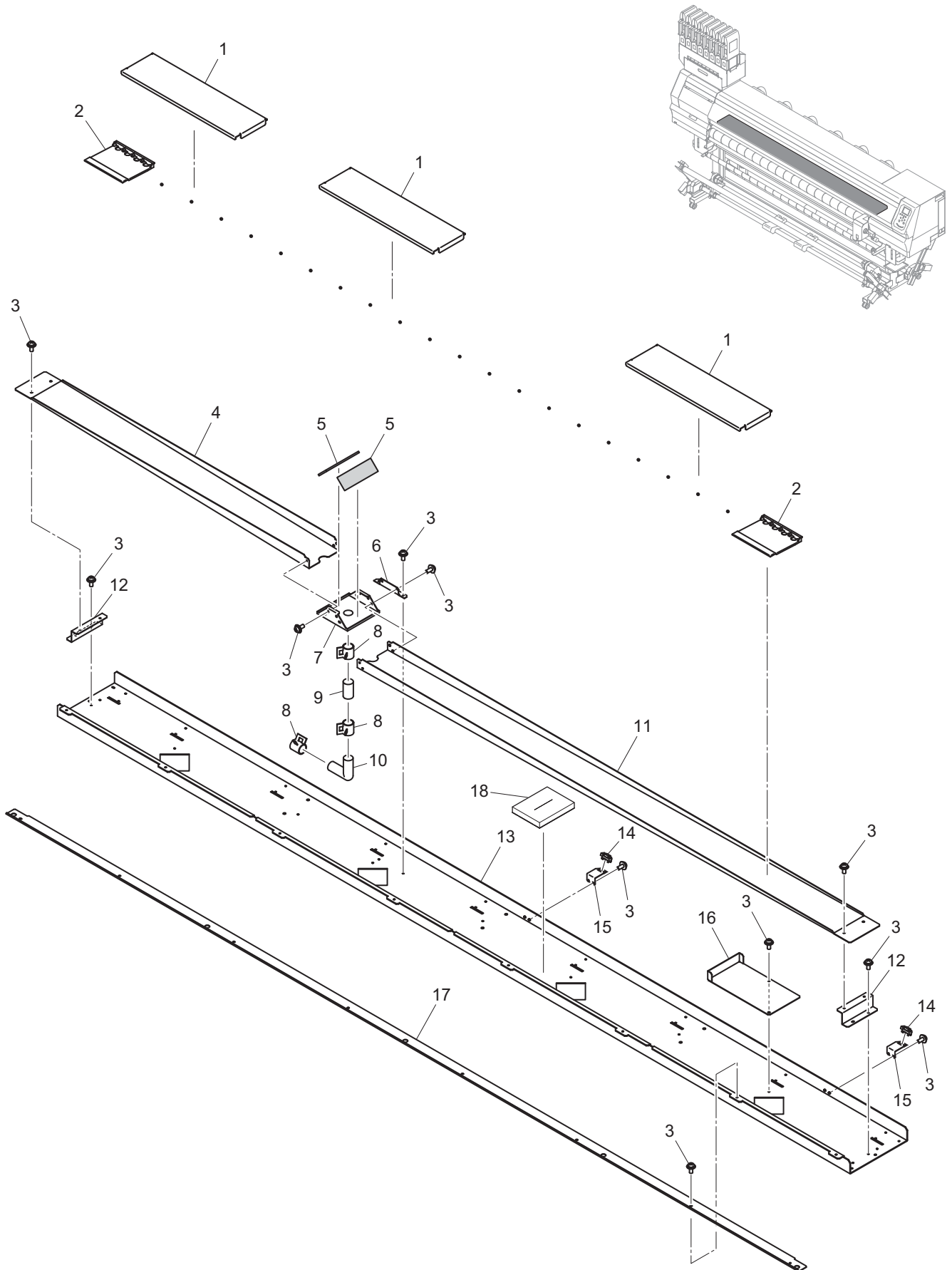


18. LEG Assy.

No.	Rank	Part codes	Name of part	Remarks	Quantity used			Common Model	P*1	M*2
					Std	Mk2				
1		M524884	Tank trim plate 2		1	←				
2		M910819	Label-waste tank full		2	←				
3		MM-001051	Screw	SCM435 10.9 Flange socket	56	←				
4		M520471	Leg frame		2	←				
5		MM-000036	Cable clamp UL	CKS-13-H	7	←				
6		M520538	Left leg 1		1	←				
7		M523066	Leg stay 1800		3	←				
8		M520469	Left leg 2		1	←				
9		PG0503100	CASTER-φ503STYS(C)		4	←				
10		M520539	Right leg 1		1	←				
11		M521019	Tank trim plate		1	←				
12		M603601	Tank tray		1	←				
13		M520470	Right leg 2		1	←				

*1 P: Supply quantity *2 M: Changed contents (A: Added part, D: Deleted part, C: Changed part, and Adapted ver.)

19. PLATEN Assy. -1/2 (ver.1)

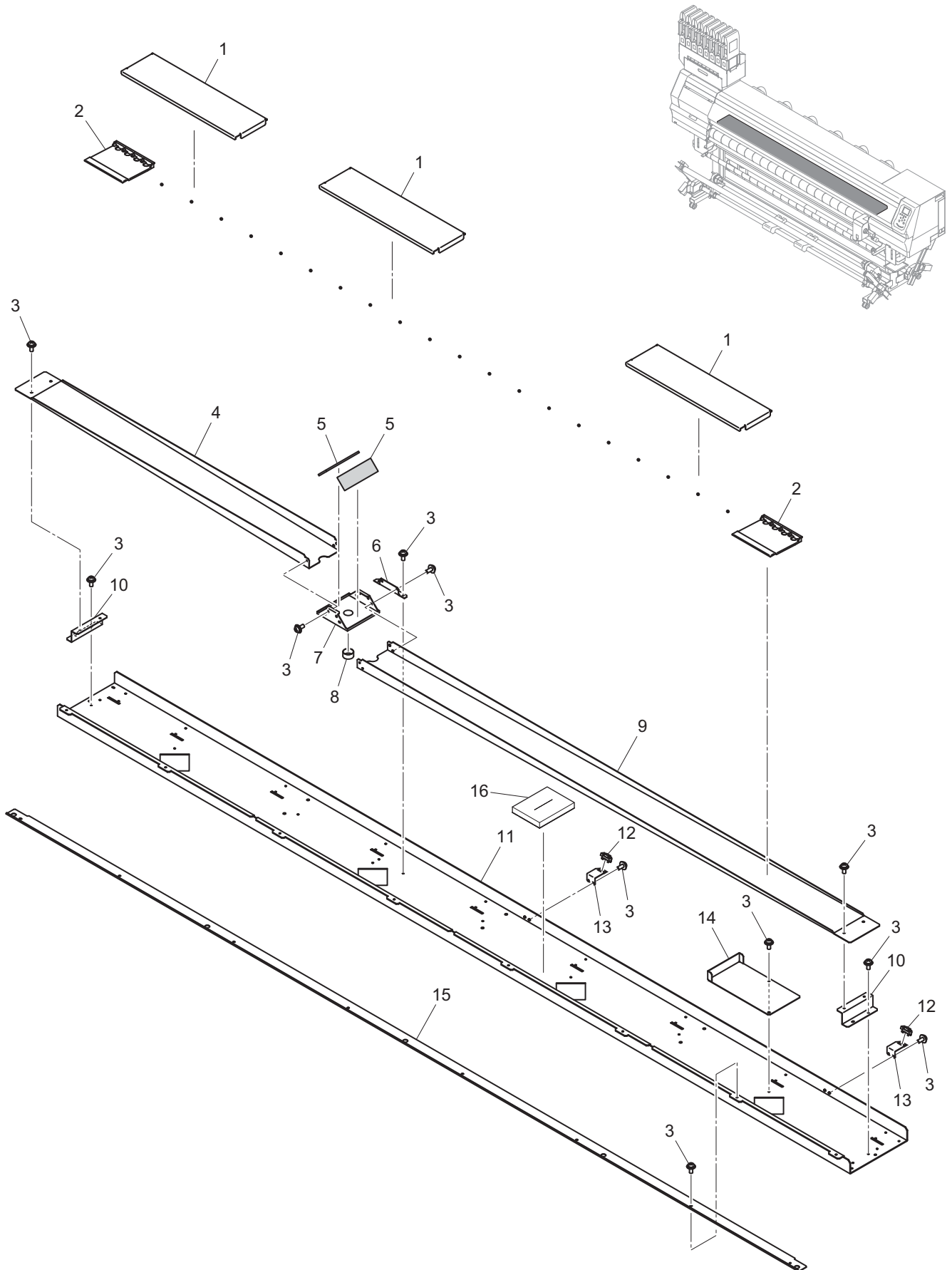


19. PLATEN Assy. -1/2 (ver.1)

No.	Rank	Part codes	Name of part	Remarks	Quantity used			Common Model	P*1	M*2
					Std	Mk2				
1		M524461	Dummy platen		3	-				
2		M604408	Ink drop plate		20	-				
3		MM-000559	Screw	P3x8SMW Black	30	-				
4		M523951	Platen TX_A		1	-				
5		TM-238-5-10	Ept sealer 2m		2	-				
6		M525187	Platen fix plate		1	-				
7		M523953	Platen joint plate		1	-				
8		TS210-08-00-T	Plate clip		3	-				
9		18-24	Tube		1	-				
10		WS-16	L type hose joint		1	-				
11		M523952	Platen TX_B		1	-				
12		M523854	Platen support plate		2	-				
13		M523255	Platen frame 1800		1	-				
14	B	MP-PS122TL5-A	Reflection sensor		2	-				
15		M518424	Paper sensor BKT		2	-				
16		M525750	Platen support plate 2		1	-				
17		M523842	Cloth holder guide		1	-				
18		M801973	Harness pad		1	-				A1.5

*1 P: Supply quantity *2 M: Changed contents (A: Added part, D: Deleted part, C: Changed part, and Adapted ver.)

19. PLATEN Assy. -1/2 (ver.2)

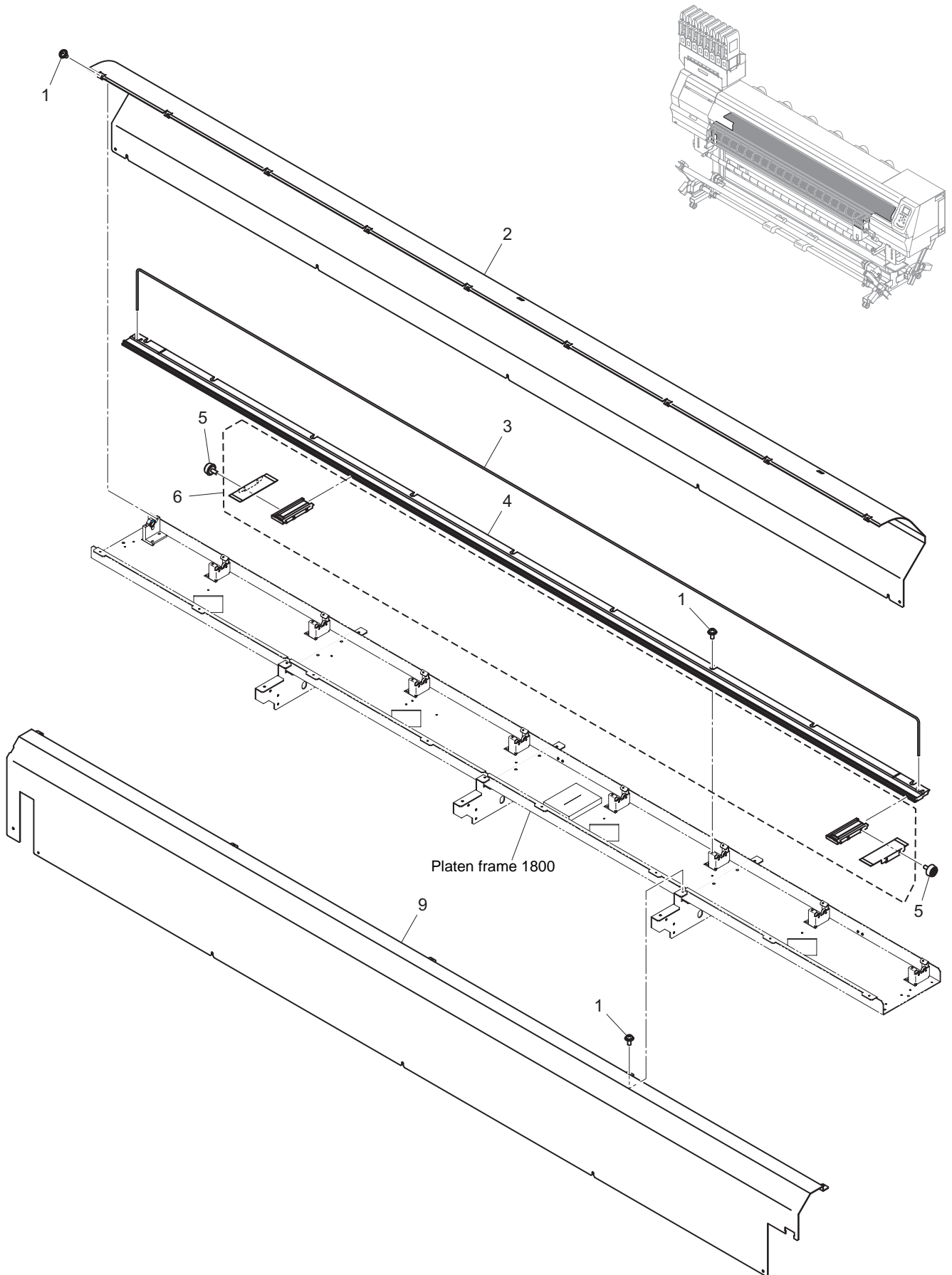


19. PLATEN Assy. -1/2 (ver.2)

No.	Rank	Part codes	Name of part	Remarks	Quantity used			Common Model	P*1	M*2
					Std	Mk2				
1		M524461	Dummy platen		3	-				
2		M604408	Ink drop plate		20	-				
3		MM-000559	Screw	P3x8SMW Black	30	-				
4		M523951	Platen TX_A		1	-				
5		TM-238-5-10	Ept sealer 2m		2	-				
6		M525187	Platen fix plate		1	-				
7		M523953	Platen joint plate		1	-				
8		SY22	Wire clamp		1	-				
9		M523952	Platen TX_B		1	-				
10		M523854	Platen support plate		2	-				
11		M523255	Platen frame 1800		1	-				
12	B	MP-PS122TL5-A	Reflection sensor		2	-				
13		M518424	Paper sensor BKT		2	-				
14		M525750	Platen support plate 2		1	-				
15		M523842	Cloth holder guide		1	-				
16		M801973	Harness pad		1	-				A1.5

*1 P: Supply quantity *2 M: Changed contents (A: Added part, D: Deleted part, C: Changed part, and Adapted ver.)

19. PLATEN Assy. -2/2

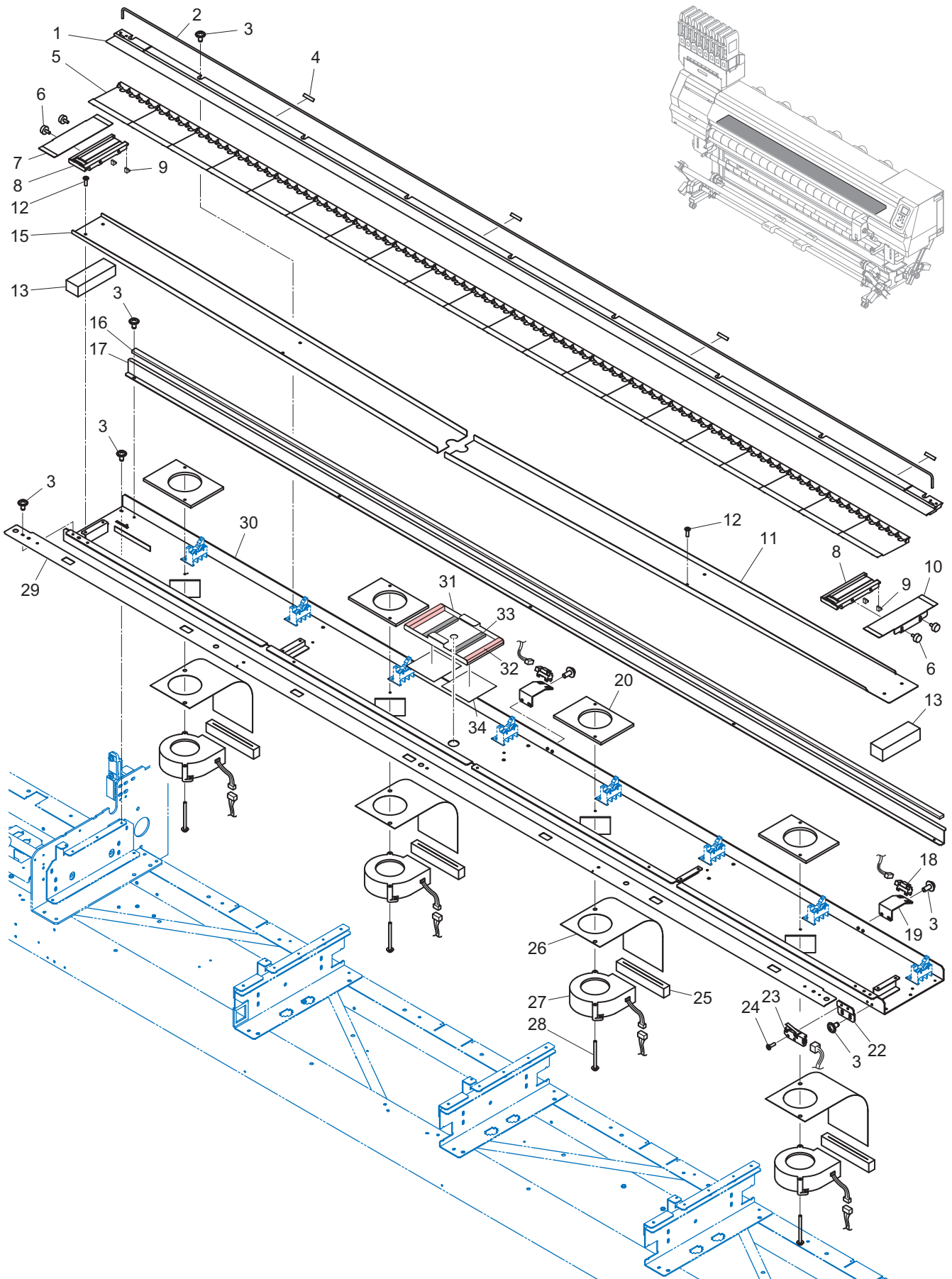


19. PLATEN Assy. -2/2

No.	Rank	Part codes	Name of part	Remarks	Quantity used			Common Model	P*1	M*2
					Std	Mk2				
1		MM-000559	Screw	P3x8SMW Black	23	-				
2		M523841	Platen cover R TX		1	-				
3		R-SY30	Wire		1	-				
4		M301451	Platen cover R TX2		1	-				
5		MM-000634	Resin decorative screw	N1-M3, L=8 (Black)	4	-				
6		SPA-0278	Media holder Tx		1	-				C1.5
7		Deleted				-				D1.5
8		Deleted				-				D1.5
9		M523851	Platen cover F TX		1	-				

*1 P: Supply quantity *2 M: Changed contents (A: Added part, D: Deleted part, C: Changed part, and Adapted ver.)

19. PLATEN Assy. -1/2 (Tx300P-1800 Mk2)

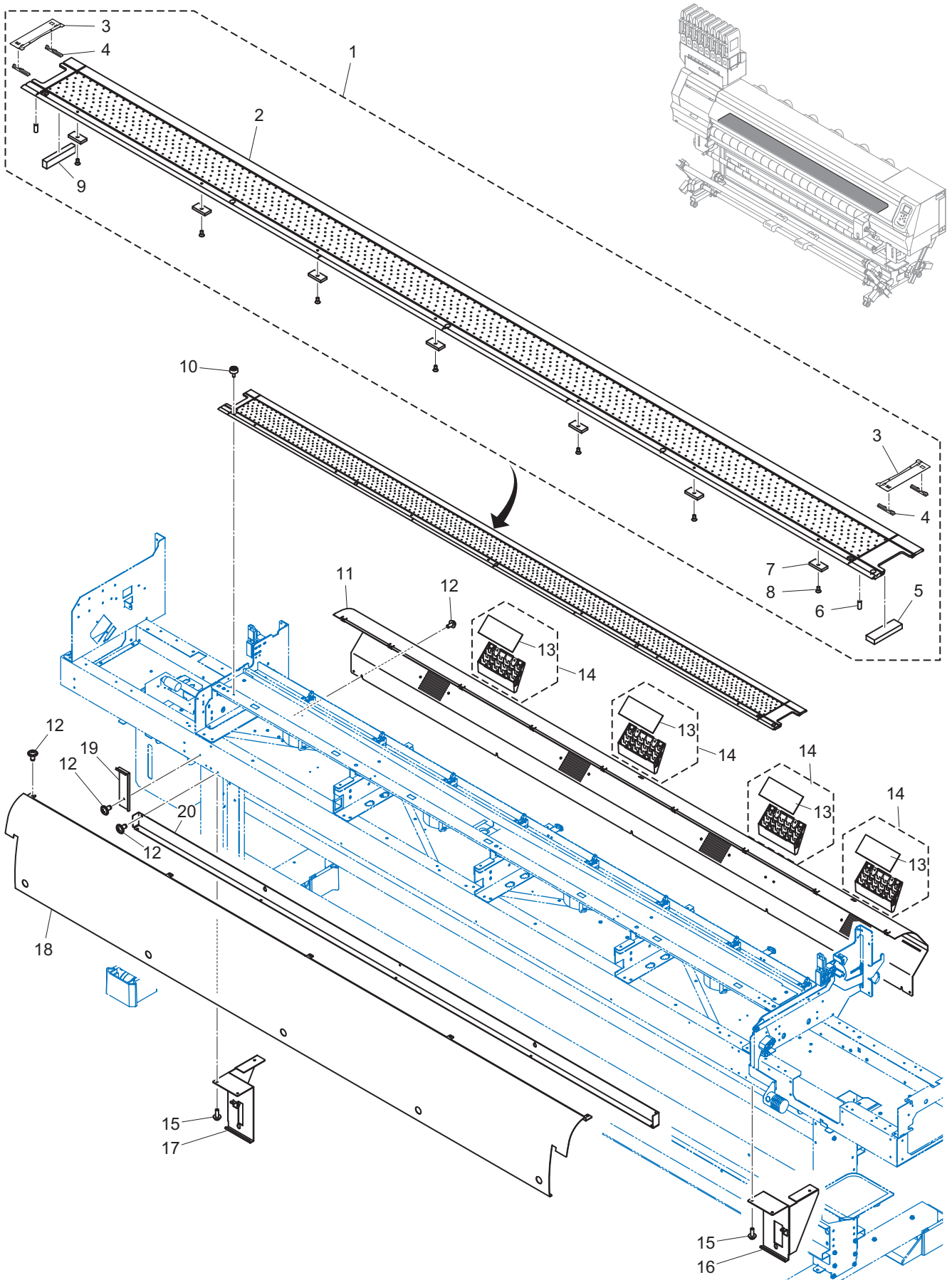


19. PLATEN Assy. -1/2 (Tx300P-1800 Mk2)

No.	Rank	Part codes	Name of part	Remarks	Quantity used			Common Model	P*1	M*2
					Std	Mk2				
1		M302040	R platen Tx2		-	1				
2		R-SY30	Wire		-	1				
3		MM-000559	Screw	P3x8SMW Black	-	-				
4		M914253	Grid roller protection sheet 2		-	4				
5		M604408	Ink drop plate		-	22				
6		MM-000634	Resin decorative screw	N1-M3 L=8 Black	-	4				
7		M524758	Fabric retainer L		-	1				
8		M604491	Media retainer base		-	2				
9		M702069	Fabric retaining spacer			4				
10		M524759	Fabric retainer R		-	1				
11		M536491	Ink slope A		-	1				
12		MM-000213	Screw	B3x10 Black	-	-				
13		M804331	Seal sponge A		-	2				
14		TM-238-5-10	Ept sealer 2m		-	1.2				
15		M536492	Ink slope B		-	1				
16			Epto sealer 5 * 10 (Foam sealing material)		-	1				
17		M536757	Shield plate 180Tx		-	1				
18		MP-PS122TL8-A	Reflective type photo sensor		-	2				
19		M518424	Paper sensor BKT		-	2				
20		M801433	Absorber 1 for adsorption fan		-	4				
21		M916535	Ink stopper		-	1				
22		M536505	Platen sensor BKT		-	1				
23	B	MP-D3M-01L1-3	Microswitch		-	1				
24		MM-001175	Screw	P2x10SMW	-	-				
25		M804226	Mist absorbent3		-	4				
26		M915763	Exhaust film		-	4				
27	B	MP-E302032	BLOWER FAN 24M		-	4				
28		MM-000990	Screw	P3x40SMW	-	8				
29		M536496	Ink guard F		-	1				
30		M536490	Platen frame Tx2		-	1				
31		M538222	ink receiver Tx		-	1				A3.3
32		M804463	Ept sealer10		-	2				A3.3
33		M804465	Ept sealer5S		-	2				A3.3
34		M804466	ink receiver tape(3M)		-	2				A3.3

*1 P: Supply quantity *2 M: Changed contents (A: Added part, D: Deleted part, C: Changed part, and Adapted ver.)

19. PLATEN Assy. -2/2 (Tx300P-1800 Mk2)



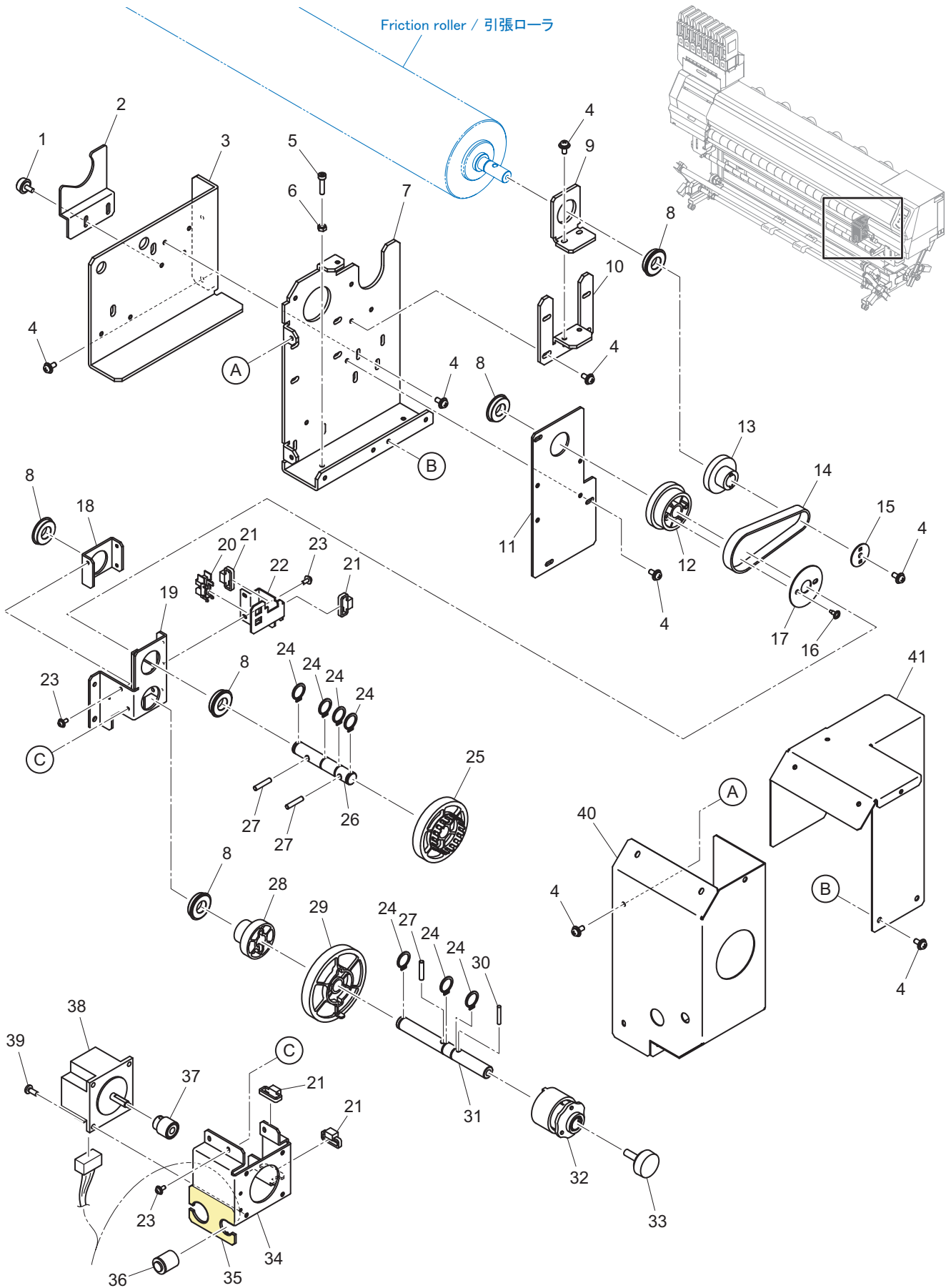
19. PLATEN Assy. -2/2 (Tx300P-1800 Mk2)

No.	Rank	Part codes	Name of part	Remarks	Quantity used			Common Model	P*1	M*2
					Std	Mk2				
1	B	MP-M024641	F platen Assy.		-	1				
2		Deleted			-					D3.5
3		M518480	Media plate		-	2				
4		M604642	Media holder guide UJ-V1		-	4				
5		M804332	Seal sponge B		-	1				
6		Deleted			-					D3.5
7		NC-20L	Plate catch		-	7				
8			Screw	F3x6	-	-				
9		M804333	Seal sponge C		-	1				
10		MM-000632	Resin decorative screw	M3x8	-	2				
11		M536500	Platen cover R Tx2		-	1				
12		MM-000559	Screw	P3x8SMW Black	-	-				
13		SPA-0249	Exhaust box filter		-	4				C3.3
14		SPA-0248	Exhaust box		-	4				C3.3
15		MM-000565	Screw	P4x10SMW Black	-	-				
16		M536499	Platen holder R		-	1				
17		M536498	Platen holder L		-	1				
18		M536493	Aft cover Tx		-	1				
19		M536495	Aft cover S		-	1				
20		M536494	Aft cover fixing BKT		-	1				

*1 P: Supply quantity *2 M: Changed contents (A: Added part, D: Deleted part, C: Changed part, and Adapted ver.)

20. FRICTION ROLLER Assy. -1/2

3.0

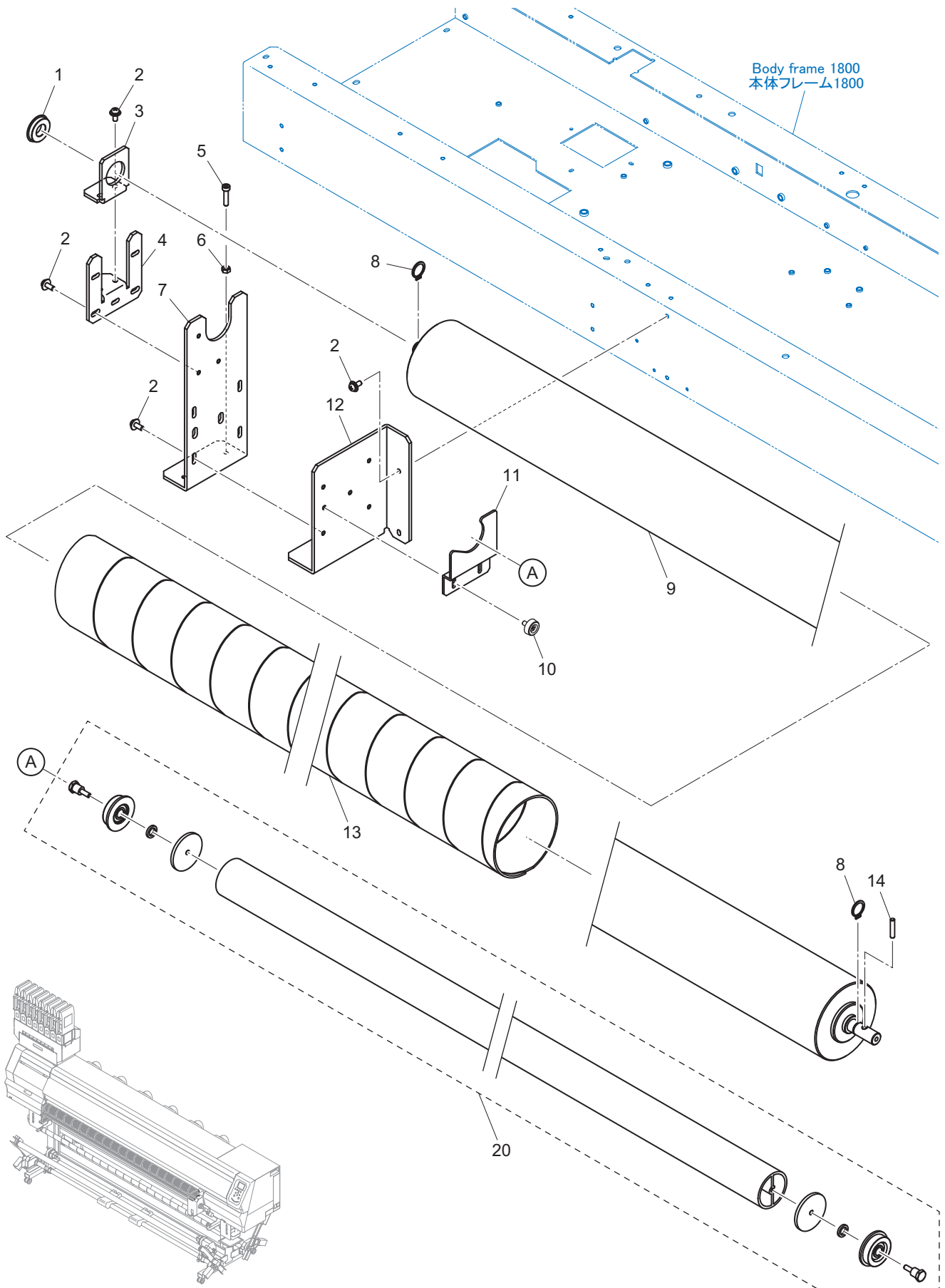


20. FRICTION ROLLER Assy. -1/2

No.	Rank	Part codes	Name of part	Remarks	Quantity used			Common Model	P*1	M*2
					Std	Mk2				
1		MM-000633	Resin decorative screw	M4x8	2	←				
2		M524764	Support plate R accessory		1	←				
3		M523830	Support plate R		1	←				
4		MM-000565	Screw	P4x10SMW Black	29	←				
5		MM-001147	Screw	CS4x18 Black	2	←				
6		MM-000186	Nut	N4 (type1)	2	←				
7		M523831	Friction roller adjust plate R		1	←				
8		6901ZZNR	Bearing		5	4				C3.0
9		M523829	Friction roller BKT		1	←				
10		M524747	Front and back adjust plate		1	←				
11		M523833	Take-up fix plate		1	←				
12		M604405	Friction roller drive gear B		1	←				
13		M604404	Friction roller drive gear A		1	←				
14		100 S2M 234	Belt		1	←				
15		M523865	Gear fix plate A		1	←				
16		MM-000624	Screw	TP3x8F	1	←				
17		M523835	Gear fix plate B		1	←				
18		M520282	Take-up BR holder plate		1	-				C3.0
19		M523832	Roll shaft BKT TX		1	←				
20	B	MP-KI3781-AALF	Photo interrupter		1	←	TS300P, Tx300P-B			
		OJ-MK01-01					TS300P, Tx300P-B			
		Deleted								D1.7
21		MM-000011	Banding band	T-18-R	4	←				
22		M523834	Take-up sensor BKT TX		1	←				
23		MM-000559	Screw	P3x8SMW Black	8	←				
24		MM-000152	C-ring	C-12(R)	7	←				
25		M603450	Take-up motor gear C		1	←				
26		M210256	TR roll shaft TX		1	←				
27		MM-000664	Parallel pin	φ4x20 H7 SUS	3	←				
28		M603793	TR gear B		1	←				
29		M603792	TR gear A		1	←				
30		MM-000660	Corrugated spring pin	φ3x20 (R)	1	←				
31		M208967	TR shaft		1	←				
32		MK-12	Mini keeper		1	←				
33		MM-000635	Urea N5-M6	L=20 (Black)	1	←				
34		M520285	Take-up motor BKT1		1	←				
35		M910724	Label-Take-up		1	←				
36		E108785	Friction roller IO cable Assy.		1	←				
37		M208969	Take-up motor gear		1	←				
38	B	MP-E301109	Step motor (56 square)		1	←				
39		MM-000911	Screw	B4x10	4	←				
40		M523844	Friction unit front cover		1	←				
41		M523845	Friction unit side cover		1	←				

*1 P: Supply quantity *2 M: Changed contents (A: Added part, D: Deleted part, C: Changed part, and Adapted ver.)

20. FRICTION ROLLER Assy. -2/2

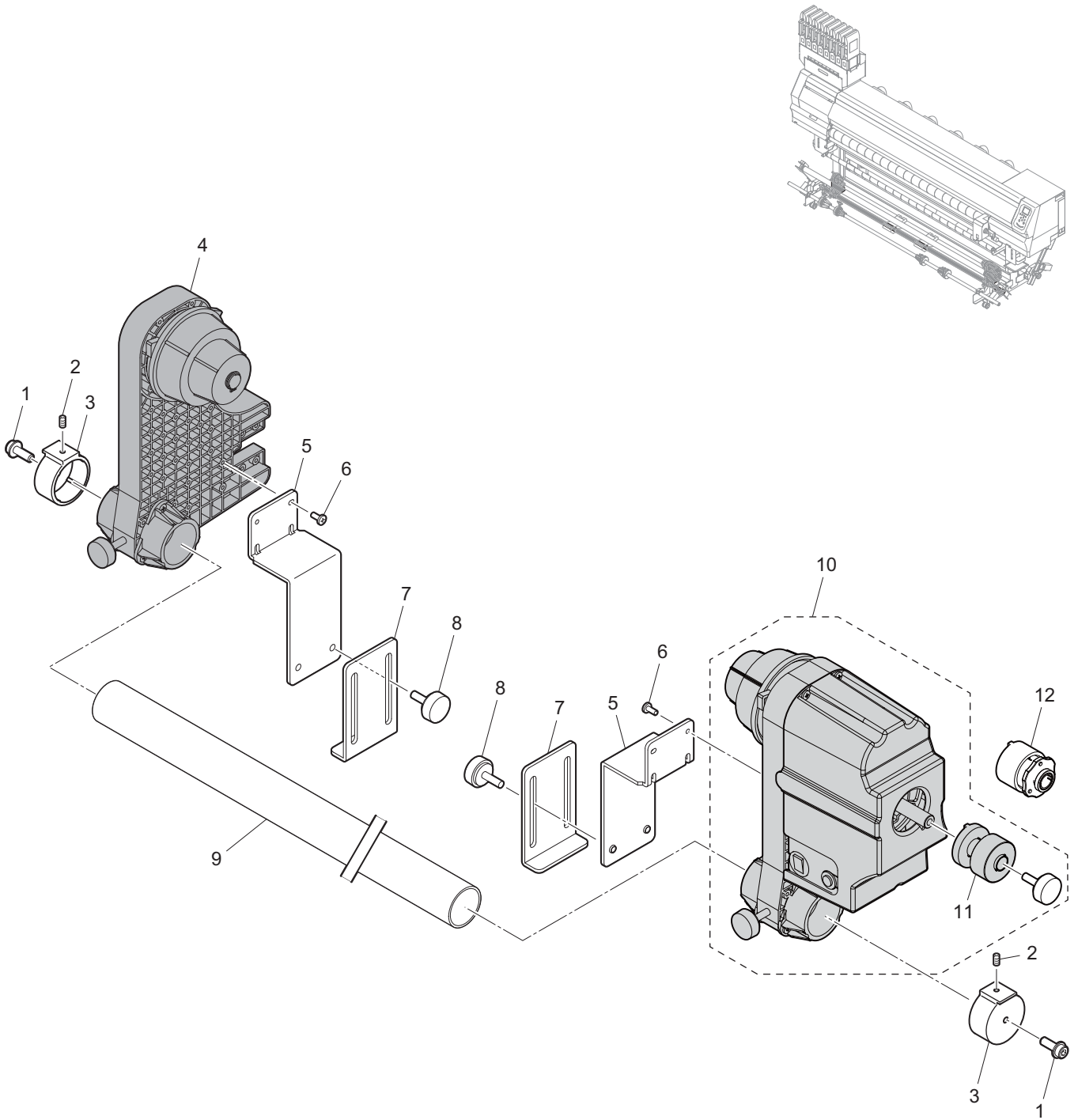


20. FRICTION ROLLER Assy. -2/2

No.	Rank	Part codes	Name of part	Remarks	Quantity used			Common Model	P*1	M*2
					Std	Mk2				
1		6901ZZNR	Bearing		1	←				
2		MM-000565	Screw	P4x10SMW Black	11	←				
3		M526249	Friction roller BKT L		1	←				
4		M524747	Front and back adjust plate		1	←				
5		MM-001147	Screw	CS4x18 Black	2	←				
6		MM-000186	Nut	N4 (type1)	2	←				
7		M523827	Friction roller adjust plate L		1	←				
8		MM-000152	C-ring	C-12(R)	2	←				
9		M210223	Friction roller		1	←				
10		MM-000633	Resin decorative screw	M4x8	2	←				
11		M524763	Support plate L accessory		1	←				
12		M523828	Support plate L		1	←				
13	B	MP-K-71	Rubber tape (100*100M)		1	←				
14		MM-000664	Parallel pin	φ4x20 H7 SUS	1	←				
15		Deleted								D3.5
16		Deleted								D3.5
17		Deleted								D3.5
18		Deleted								D3.5
19		Deleted								D3.5
20		MP-M015765	Take-Up Cloth Roller Assy		1	←				A3.5

*1 P: Supply quantity *2 M: Changed contents (A: Added part, D: Deleted part, C: Changed part, and Adapted ver.)

21. TAKE-UP Assy.

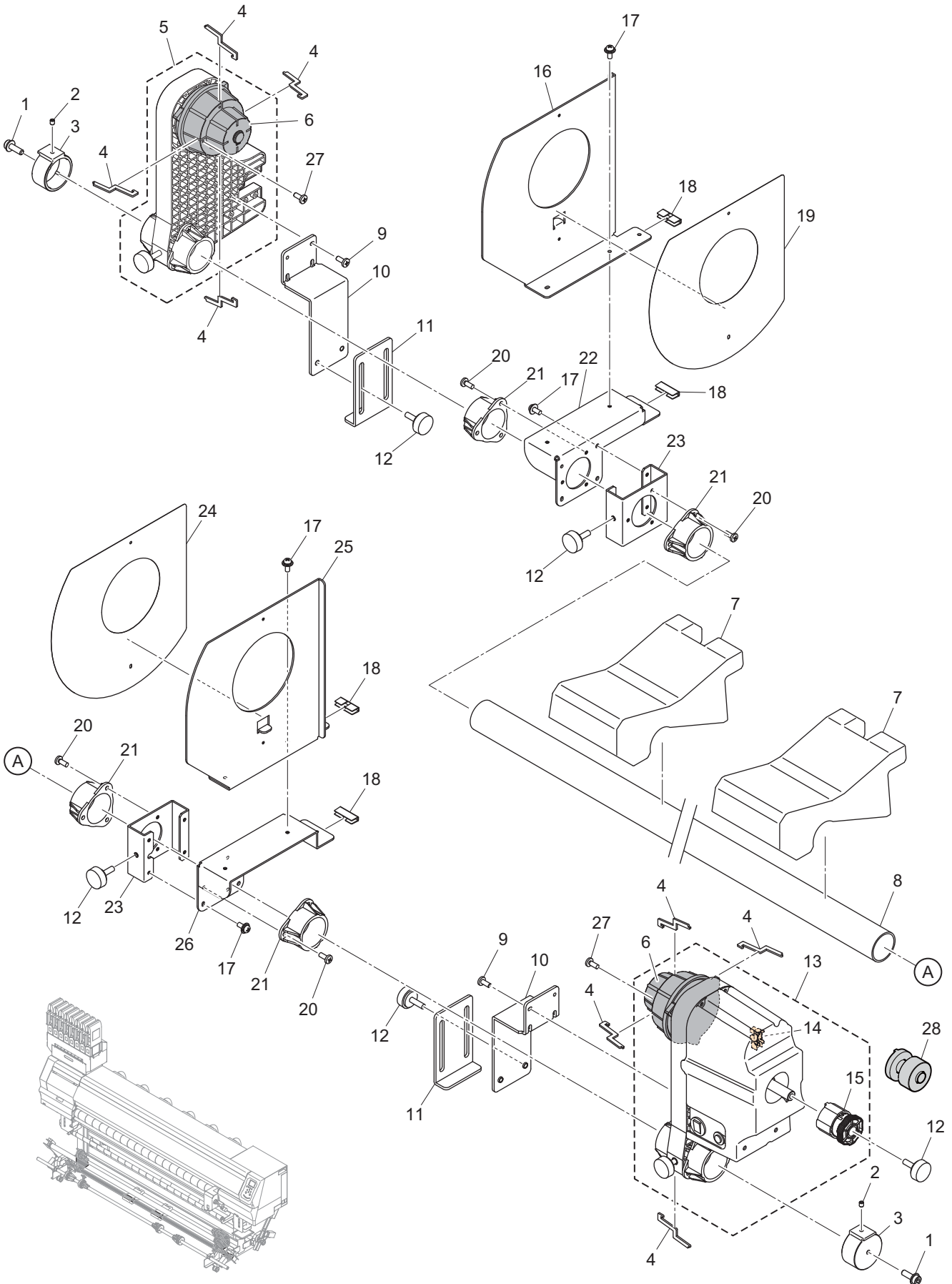


Mechanical Drawing						Rev.
Model	Tx300P	Issued	2015.10.30	Revised	2019.11.05	
21. TAKE-UP Assy.						3.0

No.	Rank	Part codes	Name of part	Remarks	Quantity used			Common Model	P* ¹	M* ²
					Std	Mk2				
1		MM-001051	Screw	SCM435 10.9 Flange socket	2	-		TS300P		
2		MM-000889	Hexagon socket head screw	SSWP4x5(R) Black	2	-		TS300P, Tx300P-B		
3		M400564	Guide cap		2	-		TS300P, Tx300P-B		
4	C	MP-M015272	Take-up left assy.		1	-		TS300P, Tx300P-B		
5		M507831	Take-up leg A		2	-		TS300P, Tx300P-B		
6		MM-000265	Screw	BZ4x10 Black	8	-		TS300P, Tx300P-B		
7		M507832	Take-up leg B		2	-		TS300P, Tx300P-B		
8		MM-000635	Resin decorative screw	N5-M6 L=20(Black)	4	-		TS300P, Tx300P-B		
9		M210146	Roll guide 1800		1	-		TS300P		
10	B	MP-M015273	Take-up right assy.		1	-		TS300P, Tx300P-B		
11		MP-M015527	Torque direct connection axis assy		1	-		TS300P, Tx300P-B		A1.5
12	B	MP-MK-12	MINI KEEPER		1	-				A3.0

*1 P: Supply quantity *2 M: Changed contents (A: Added part, D: Deleted part, C: Changed part, and Adapted ver.)

21. TAKE-UP Assy. (Tx300P-1800 Mk2)

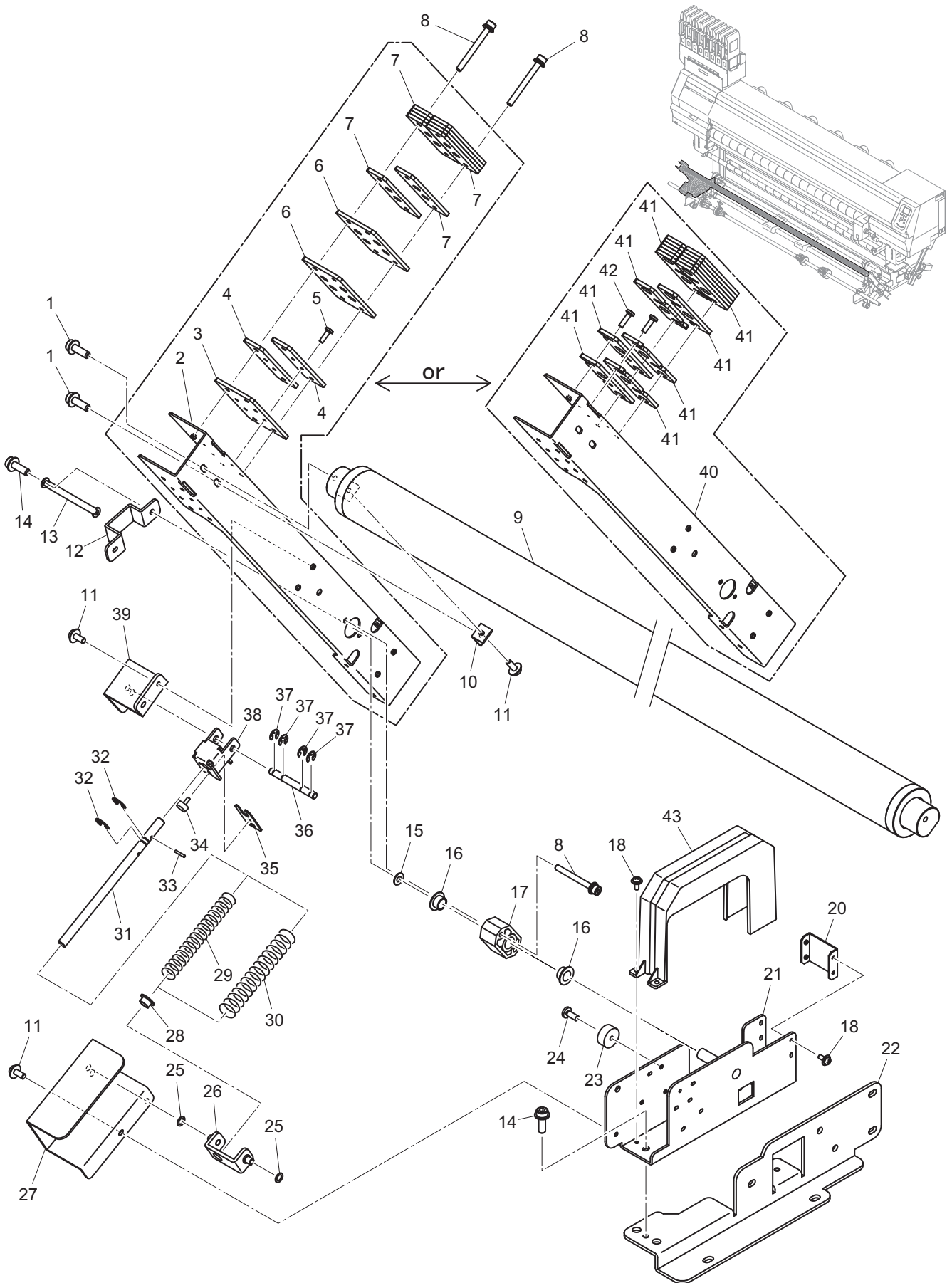


21. TAKE-UP Assy. (Tx300P-1800 Mk2)

No.	Rank	Part codes	Name of part	Remarks	Quantity used			Common Model	P*1	M*2
					Std	Mk2				
1		MM-001051	Screw	SCM435 10.9 Flange socket	-	-				
2		MM-000889	Hexagon socket head screw	SSWP4x5(R) Black	-	-				
3		MP-M400564	Guide cap		-	2				
4		MP-M534567	Roll holder edge		-	8				
5	B	MP-M022046	Take-up L Assy2		-	1				
6		M606136	Roll holder 2		-	2				
7		MP-M603831	Media support base		-	4				
8		MP-M210146	Roll guide 1800		-	1				
9		MM-000265	Screw	BZ4x10 Black	-	-				
10		MP-M507831	TAKE-UP BASE A		-	2				
11		MP-M507832	TAKE-UP BASE B		-	2				
12		MM-000635	Resin decorative screw	L=20 (Black)	-	-				
13	B	MP-M024648	Take-up R Assy. 2 Tx		-	1				
14	B	MP-KI3781-AALF	Photo interrupter		-	1				
15	B	MP-M022240	Torque limiter 2		-	1				
16		M536094	Edge guide BKT_UL		-	1				
17		MM-000564	Screw	P4x10SMW	-	-				
18		M602139	Edge guard L		-	4				
19		M804291	Edge guide film L		-	1				
20		MM-000911	Screw	B4x10	-	-				
21		MP-M601190	EXTENSION BUSHING 38		-	4				
22		M536096	Edge guide BKT_DL		-	1				
23		M536225	Edge guide BKT_D		-	2				
24		M804290	Edge guide film R		-	1				
25		M536095	Edge guide BKT_UR		-	1				
26		M536097	Edge guide BKT_DR		-	1				
27		MM-000946	Screw	TP3x8F	-	-				
28		MP-M015527	Torque direct connection axis assy		-	1				

*1 P: Supply quantity *2 M: Changed contents (A: Added part, D: Deleted part, C: Changed part, and Adapted ver.)

22. TAKE-UP AMF Assy. -1/2

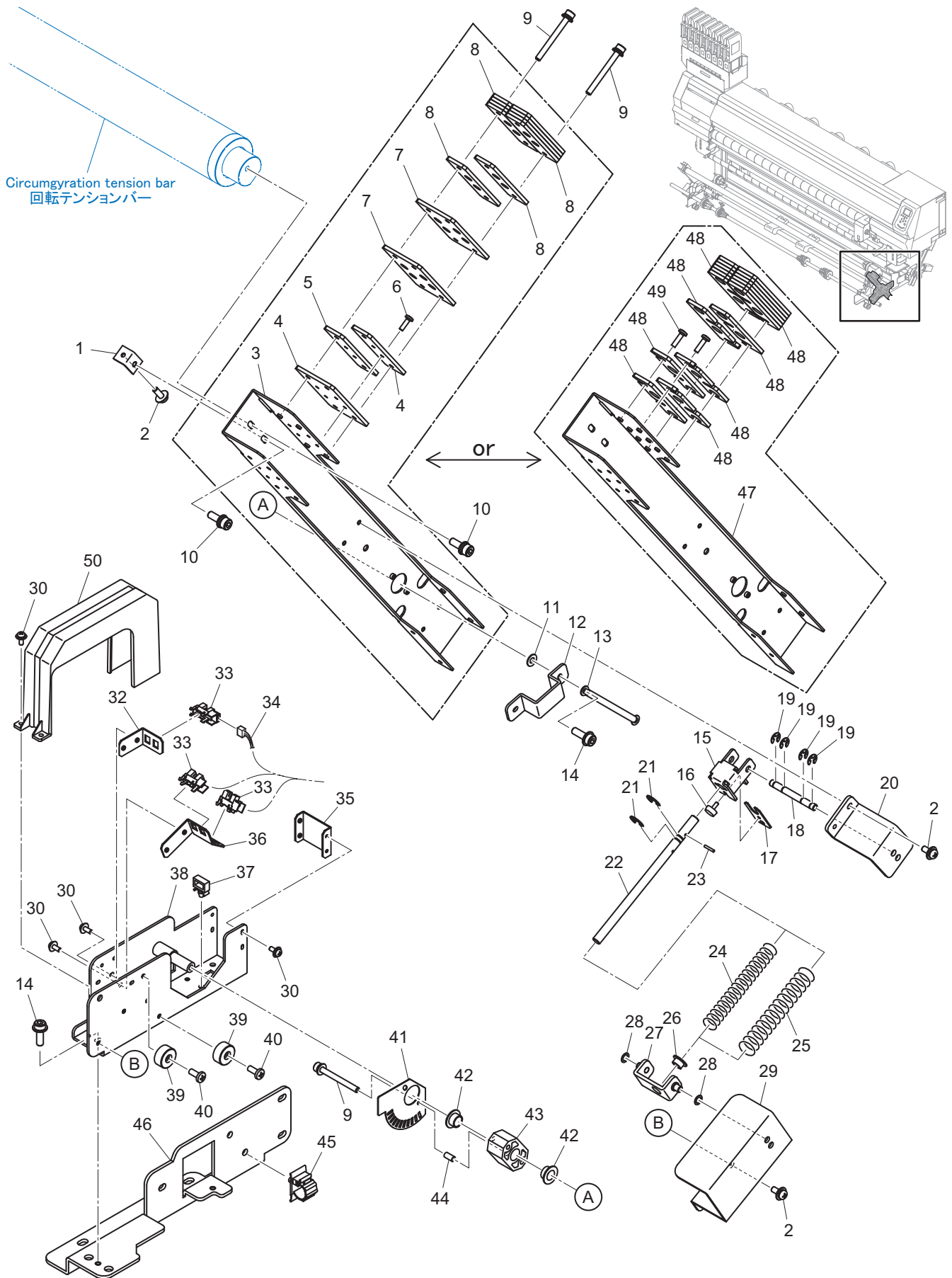


22. TAKE-UP AMF Assy. -1/2

No.	Rank	Part codes	Name of part	Remarks	Quantity used			Common Model	P*1	M*2
					Std	Mk2				
1		MM-000374	Screw	CS5x15SMW Black	2	←				
2		M518397	T bar arm		1	←				
3		M521169	Base ballast 100		1	←				
4		M521168	Base ballast 50		2	←				
5		MM-000213	Screw	B3x10 Black	4	←				
6		M521167	Ballast 100		2	←				
7		M517631	Ballast 50		10	←				
8		MM-001199	Screw	CS4x40SMW Black	6	←				
9		M210222	Circumgyration tension bar		1	←				
10		M523904	T bar cap TX		1	←				
11		MM-000565	Screw	P4x10SMW Black	5	←				
12		M524686	Guide support plate 2		1	←				
13		E107632	Take-up FG cable Assy.		1	←				
14		MM-001051	Screw	SCM435 10.9 Flange socket	4	←				
15		MM-001194	Washer	W5 Black	1	←				
16		80F-1006	Bushing		2	←				
17		M400351	CL link block		1	←				
18		MM-000559	Screw	P3x8SMW Black	6	←				
19		Deleted								D1.3
20		M524692	Guide support plate L		1	←				
21		M518398	T-bar guide L		1	←				
22		M520742	Roll guide BKT-L		1	←				
23		MP-M017821	Rubber foot(10pcs set)		2	←		10		C1.2
24		MM-000228	Screw	B4x10 Black	2	←				
25		MM-000689	Polyester washer	PSW6.2x9.5x0.5	2	←				
26		M521121	T-bar shaft BKT		1	←				
27		M521118	T-bar extend guide L		1	←				
28		MM-001339	#80 flange bush	80F-0805	1	←				
29		SWY12.5-100 Green	Coil spring		1	←				
30		SWU14.5-100 Blue	Coil spring		1	←				
31		M209210	T-bar guide shaft		1	←				
32		MM-000168	E-ring	E-6 SUS	2	←				
33		MM-000653	Corrugated spring pin	φ2x12 (R)	1	←				
34		MM-000634	Resin decorative screw	N1-M3, L=8 (Black)	1	←				
35		M524861	Lock plate		1	←				
36		M209209	T-bar support shaft		1	←				
37		MM-000167	E-ring	E-5 SUS	4	←				
38		M521123	T-bar support up and down BKT		1	←				
39		M521122	T-bar support BKT		1	←				
40		M525132	T-bar arm 2		1	←	JV300			A1.3
41		M525133	Ballast 50H		18	←	JV300			A1.3
42		MM-000232	Screw	B4x15 Black	4	←				A1.3
43		M604445	AMF cover		1	←				A1.3

*1 P: Supply quantity *2 M: Changed contents (A: Added part, D: Deleted part, C: Changed part, and Adapted ver.)

22. TAKE-UP AMF Assy. -2/2

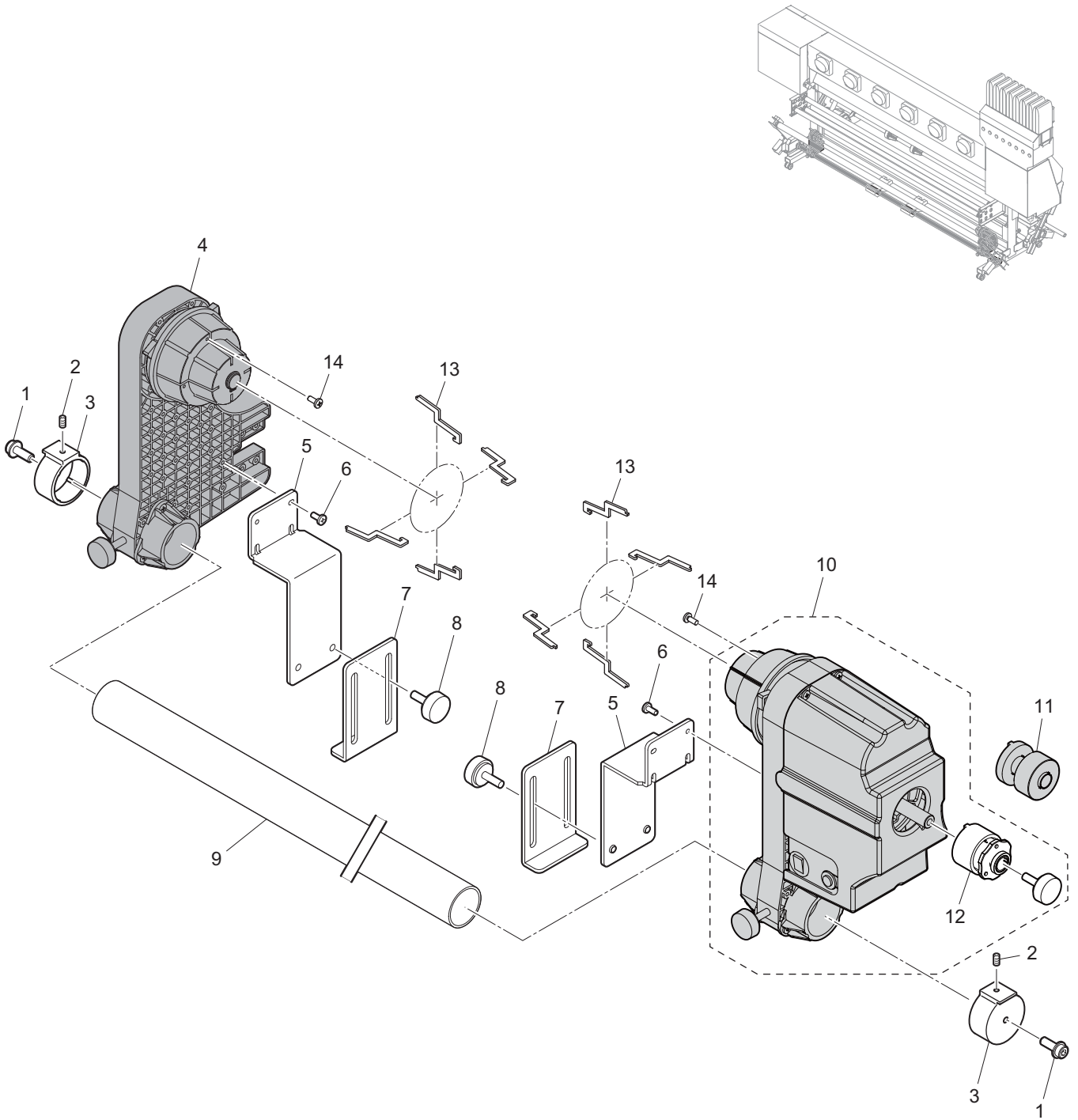


22. TAKE-UP AMF Assy. -2/2

No.	Rank	Part codes	Name of part	Remarks	Quantity used			Common Model	P*1	M*2
					Std	Mk2				
1		M523904	T bar cap TX		1	←				
2		MM-000565	Screw	P4x10SMW Black	5	←				
3		M518397	T bar arm		1	←				
4		M521169	Base ballast 100		1	←				
5		M521168	Base ballast 50		2	←				
6		MM-000213	Screw	B3x10 Black	4	←				
7		M521167	Ballast 100		2	←				
8		M517631	Ballast 50		10	←				
9		MM-001199	Screw	CS4x40SMW Black	6	←				
10		MM-000374	Screw	CS5x15SMW Black	2	←				
11		MM-001194	Washer	W5 Black	1	←				
12		M524686	Guide support plate 2		1	←				
13		E107632	Take-up FG cable Assy.		1	←				
14		MM-001051	Screw	SCM435 10.9 Flange socket	4	←				
15		M521123	T-bar support up and down BKT		1	←				
16		MM-000634	Resin decorative screw	N1-M3, L=8	1	←				
17		M524861	Lock plate		1	←				
18		M209209	T-bar support shaft		1	←				
19		MM-000167	E-ring	E-5 SUS	4	←				
20		M521122	T-bar support BKT		1	←				
21		MM-000168	E-ring	E-6 SUS	2	←				
22		M209210	T-bar guide shaft		1	←				
23		MM-000653	Corrugated spring pin	φ2x12 (R)	1	←				
24		SWY12.5-100 Green	Coil spring		1	←				
25		SWU14.5-100 Blue	Coil spring		1	←				
26		MM-001339	#80 flange bush	80F-0805	1	←				
27		M521121	T-bar shaft BKT		1	←				
28		MM-000689	Polyester washer	PSW6.2x9.5x0.5	2	←				
29		M521119	T-bar extend guide R		1	←				
30		MM-000559	Screw	P3x8SMW Black	10	←				
31		Deleted								D1.3
32		M518403	Hold plate		1	←				
33	B	MP-KI3781-AALF	Photo interrupter		3	←	TS300P, Tx300P-B			
		OJ-MK01-01					TS300P, Tx300P-B			
		Deleted								D1.7
34		E107981	Take-up sensor cable Assy.		1	←				
35		M524692	Guide support plate L		1	←				
36		M518404	Hold plate 2		1	←				
37		MM-000054	Locking wire saddle	WS-1S	2	←				
38		M518399	T-bar guide R		1	←				
39		MP-M017821	Rubber foot(10pcs set)		2	←		10		C1.2
40		MM-000228	Screw	B4x10 Black	2	←				
41		M518400	Scale plate		1	←				
42		80F-1006	Bushing		2	←				
43		M400351	CL link block		1	←				
44		MM-001359	Collar	4x10	2	←				
45		MM-000036	Cable clamp UL	CKS-13-H	1	←				
46		M520741	Roll guide BKT-R		1	←				
47		M525132	T-bar arm 2		1	←	JV300			A1.3
48		M525133	Ballast 50H		18	←	JV300			A1.3
49		MM-000232	Screw	B4x15 Black	4	←				A1.3
50		M604445	AMF cover		1	←				A1.3

*1 P: Supply quantity *2 M: Changed contents (A: Added part, D: Deleted part, C: Changed part, and Adapted ver.)

23. FEEDING Assy.

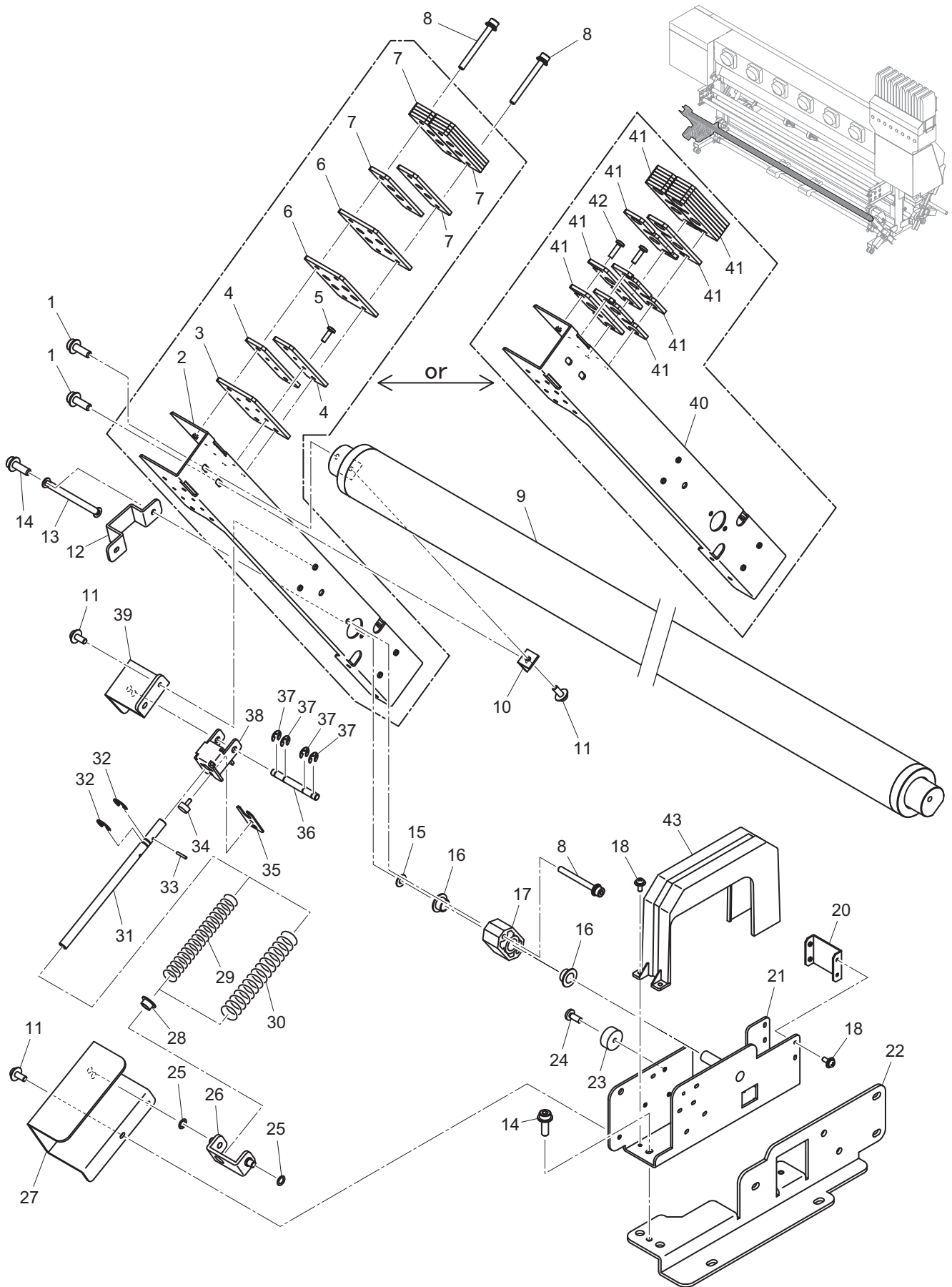


23. FEEDING Assy.

No.	Rank	Part codes	Name of part	Remarks	Quantity used			Common Model	P*1	M*2
					Std	Mk2				
1		MM-001051	Screw	SCM435 10.9 Flange socket	2	←		TS300P		
2		MM-000889	Hexagon socket head screw	SSWP4x5(R) Black	2	←		TS300P, Tx300P-B		
3		M400564	Guide cap		2	←		TS300P, Tx300P-B		
4	C	MP-M015272	Take-up left assy.		1	-		TS300P, Tx300P-B		
	C	MP-M022046	Take-up L Assy2		-	1				A3.0
5		M507831	Take-up leg A		2	←		TS300P, Tx300P-B		
6		MM-000265	Screw	BZ4x10 Black	8	←		TS300P, Tx300P-B		
7		M507832	Take-up leg B		2	←		TS300P, Tx300P-B		
8		MM-000635	Resin decorative screw	N5-M6 L=20(Black)	4	←		TS300P, Tx300P-B		
9		M210146	Roll guide 1800		1	←		TS300P		
10	B	MP-M015273	Take-up right assy.		1	←		TS300P, Tx300P-B		
	B	MP-M024648	Take-up R Assy. 2 Tx		-	1				A3.0
11		MP-M015527	Torque direct connection axis assy		1	←		TS300P, Tx300P-B		A1.5
12		MP-MK-12	MINI KEEPER		1	-				C3.0
		MP-M022240	Torque limiter 2		-	1				A3.0
13		MP-M534567	Roll holder edge		-	8				A3.0
14		MM-000946	Screw	TP3x8F	-	8				A3.0

*1 P: Supply quantity *2 M: Changed contents (A: Added part, D: Deleted part, C: Changed part, and Adapted ver.)

24. FEEDING AMF Assy. -1/2

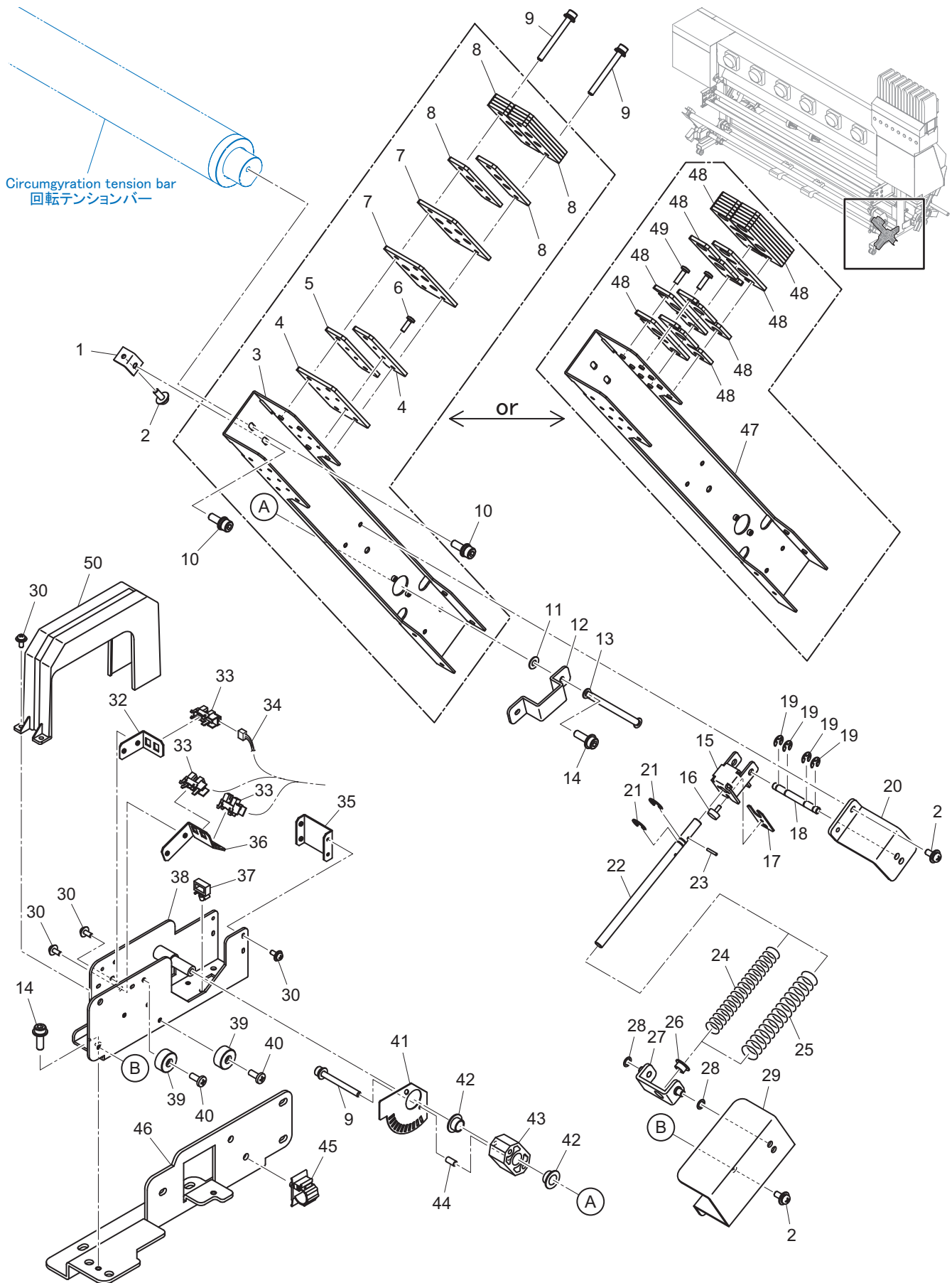


24. FEEDING AMF Assy. -1/2

No.	Rank	Part codes	Name of part	Remarks	Quantity used			Common Model	P*1	M*2
					Std	Mk2				
1		MM-000374	Screw	CS5x15SMW Black	2	←				
2		M518397	T bar arm		1	←				
3		M521169	Base ballast 100		1	←				
4		M521168	Base ballast 50		2	←				
5		MM-000213	Screw	B3x10 Black	4	←				
6		M521167	Ballast 100		2	←				
7		M517631	Ballast 50		10	←				
8		MM-001199	Screw	CS4x40SMW Black	6	←				
9		M210222	Circumgyration tension bar		1	←				
10		M523904	T bar cap TX		1	←				
11		MM-000565	Screw	P4x10SMW Black	5	←				
12		M524686	Guide support plate 2		1	←				
13		E107632	Take-up FG cable Assy.		1	←				
14		MM-001051	Screw	SCM435 10.9 Flange socket	4	←				
15		MM-001194	Washer	W5 Black	1	←				
16		80F-1006	Bushing		2	←				
17		M400351	CL link block		1	←				
18		MM-000559	Screw	P3x8SMW Black	6	←				
19		Deleted								D1.3
20		M524692	Guide support plate L		1	←				
21		M518398	T-bar guide L		1	←				
22		M520742	Roll guide BKT-L		1	←				
23		MP-M017821	Rubber foot(10pcs set)		2	←		10		C1.2
24		MM-000228	Screw	B4x10 Black	2	←				
25		MM-000689	Polyester washer	PSW6.2x9.5x0.5	2	←				
26		M521121	T-bar shaft BKT		1	←				
27		M521118	T-bar extend guide L		1	←				
28		MM-001339	#80 flange bush	80F-0805	1	←				
29		SWY12.5-100 Green	Coil spring		1	←				
30		SWU14.5-100 Blue	Coil spring		1	←				
31		M209210	T-bar guide shaft		1	←				
32		MM-000168	E-ring	E-6 SUS	2	←				
33		MM-000653	Corrugated spring pin	φ2x12 (R)	1	←				
34		MM-000634	Resin decorative screw	NI-M3, L=8 (Black)	1	←				
35		M524861	Lock plate		1	←				
36		M209209	T-bar support shaft		1	←				
37		MM-000167	E-ring	E-5 SUS	4	←				
38		M521123	T-bar support up and down BKT		1	←				
39		M521122	T-bar support BKT		1	←				
40		M525132	T-bar arm 2		1	←	JV300			A1.3
41		M525133	Ballast 50H		18	←	JV300			A1.3
42		MM-000232	Screw	B4x15 Black	4	←				A1.3
43		M604445	AMF cover		1	←				A1.3

*1 P: Supply quantity *2 M: Changed contents (A: Added part, D: Deleted part, C: Changed part, and Adapted ver.)

24. FEEDING AMF Assy. -2/2

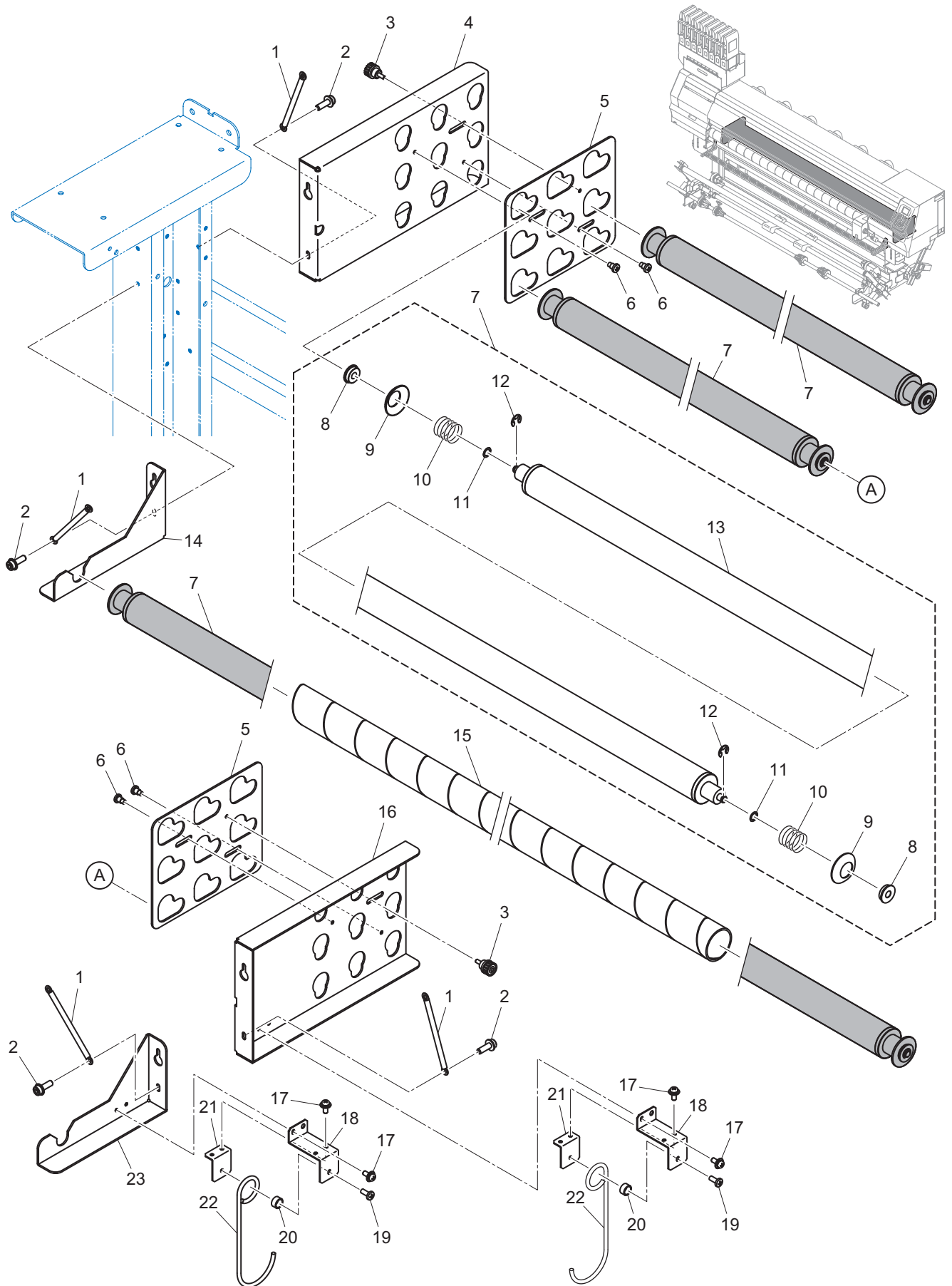


24. FEEDING AMF Assy. -2/2

No.	Rank	Part codes	Name of part	Remarks	Quantity used			Common Model	P*1	M*2
					Std	Mk2				
1		M523904	T bar cap TX		1	←				
2		MM-000565	Screw	P4x10SMW Black	5	←				
3		M518397	T bar arm		1	←				
4		M521169	Base ballast 100		1	←				
5		M521168	Base ballast 50		2	←				
6		MM-000213	Screw	B3x10 Black	4	←				
7		M521167	Ballast 100		2	←				
8		M517631	Ballast 50		10	←				
9		MM-001199	Screw	CS4x40SMW Black	6	←				
10		MM-000374	Screw	CS5x15SMW Black	2	←				
11		MM-001194	Washer	W5 Black	1	←				
12		M524686	Guide support plate 2		1	←				
13		E107632	Take-up FG cable Assy.		1	←				
14		MM-001051	Screw	SCM435 10.9 Flange socket	4	←				
15		M521123	T-bar support up and down BKT		1	←				
16		MM-000634	Resin decorative screw	N1-M3, L=8 (Black)	1	←				
17		M524861	Lock plate		1	←				
18		M209209	T-bar support shaft		1	←				
19		MM-000167	E-ring	E-5 SUS	4	←				
20		M521122	T-bar support BKT		1	←				
21		MM-000168	E-ring	E-6 SUS	2	←				
22		M209210	T-bar guide shaft		1	←				
23		MM-000653	Corrugated spring pin	φ2x12 (R)	1	←				
24		SWY12.5-100 Green	Coil spring		1	←				
25		SWU14.5-100 Blue	Coil spring		1	←				
26		MM-001339	#80 flange bush	80F-0805	1	←				
27		M521121	T-bar shaft BKT		1	←				
28		MM-000689	Polyester washer	PSW6.2x9.5x0.5	2	←				
29		M521119	T-bar extend guide R		1	←				
30		MM-000559	Screw	P3x8SMW Black	10	←				
31		Deleted								D1.3
32		M518403	Hold plate		1	←				
33	B	MP-KI3781-AALF	Photo interrupter		3	←	TS300P, Tx300P-B			
		OJ-MK01-01					TS300P, Tx300P-B			
		Deleted								D1.7
34		E107981	Take-up sensor cable Assy.		1	←				
35		M524692	Guide support plate L		1	←				
36		M518404	Hold plate 2		1	←				
37		MM-000054	Locking wire saddle	WS-1S	2	←				
38		M518399	T-bar guide R		1	←				
39		MP-M017821	Rubber foot(10pcs set)		2	←		10	C1.2	
40		MM-000228	Screw	B4x10 Black	2	←				
41		M518400	Scale plate		1	←				
42		80F-1006	Bushing		2	←				
43		M400351	CL link block		1	←				
44		MM-001359	Collar	4x10	2	←				
45		MM-000036	Cable clamp UL	CKS-13-H	1	←				
46		M520741	Roll guide BKT-R		1	←				
47		M525132	T-bar arm 2		1	←	JV300			A1.3
48		M525133	Ballast 50H		18	←	JV300			A1.3
49		MM-000232	Screw	B4x15 Black	4	←				A1.3
50		M604445	AMF cover		1	←				A1.3

*1 P: Supply quantity *2 M: Changed contents (A: Added part, D: Deleted part, C: Changed part, and Adapted ver.)

25. TURNING ROLLER Assy.

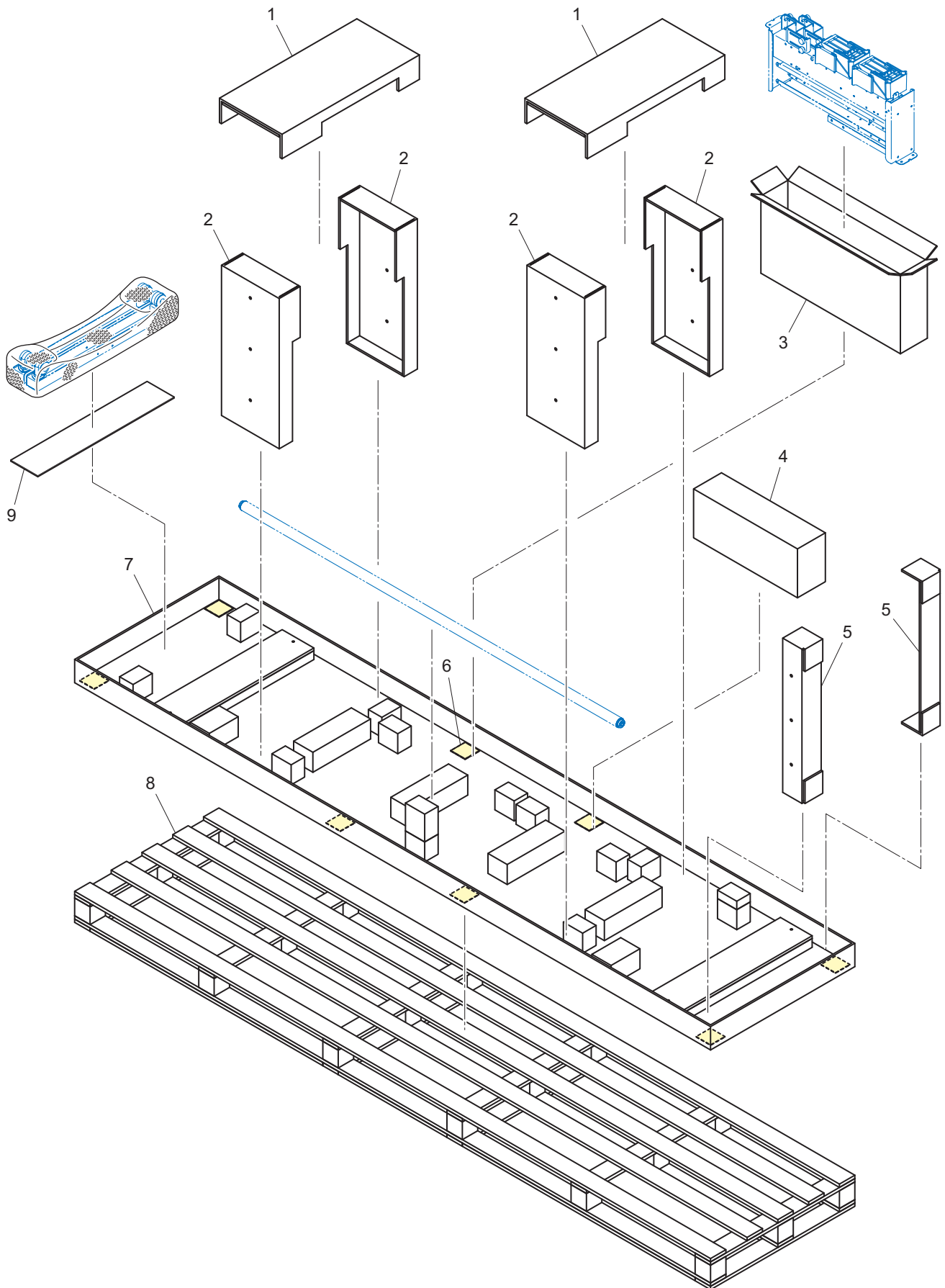


25. TURNING ROLLER Assy.

No.	Rank	Part codes	Name of part	Remarks	Quantity used			Common Model	P*1	M*2
					Std	Mk2				
1		E108071	Take-up FG cable 200 Assy.		4	←				
2		MM-001051	Screw	SCM435 10.9 Flange socket	8	←				
3		NBLM4-16-10-B	Pinch knob		2	←				
4		M523913	Feeding turning bar BKT L		1	←				
5		M523914	Feeding turning bar holder		2	←				
6		MM-000512	Belt lock screw black		4	←				
7		M015776	Turning bar Assy.		4	←				
8		F698ZZ	Bearing		2	←				
9		M525710	Earth SP holder P		2	←				
10		M802517	Earth SP 1		2	←				
11		MM-000690	Washer	PSW8.2x12.0x0.25	2	←				
12		MM-000168	E-ring	E-6 SUS	2	←				
13		M210227	Turning bar		1	←				
14		M523911	Take-up turning bar BKT L		1	←				
15	B	MP-K-71(50*100M)	Rubber tape (50*100M)		1	←				
16		M523912	Feeding turning bar BKT R		1	←				
17		MM-000565	Screw	P4x10SMW Black	8	←				
18		M523902	T bar hold BKT A TX		2	←				
19		MM-000228	Screw	B4x10 Black	2	←				
20		MM-000699	Collar	8x5	2	←				
21		M523903	T bar hold BKT B TX		2	←				
22		M210253	T bar hold arm TX		2	←				
23		M523910	Take-up turning bar BKT R		1	←				

*1 P: Supply quantity *2 M: Changed contents (A: Added part, D: Deleted part, C: Changed part, and Adapted ver.)

26. PACKING Assy. -1/2

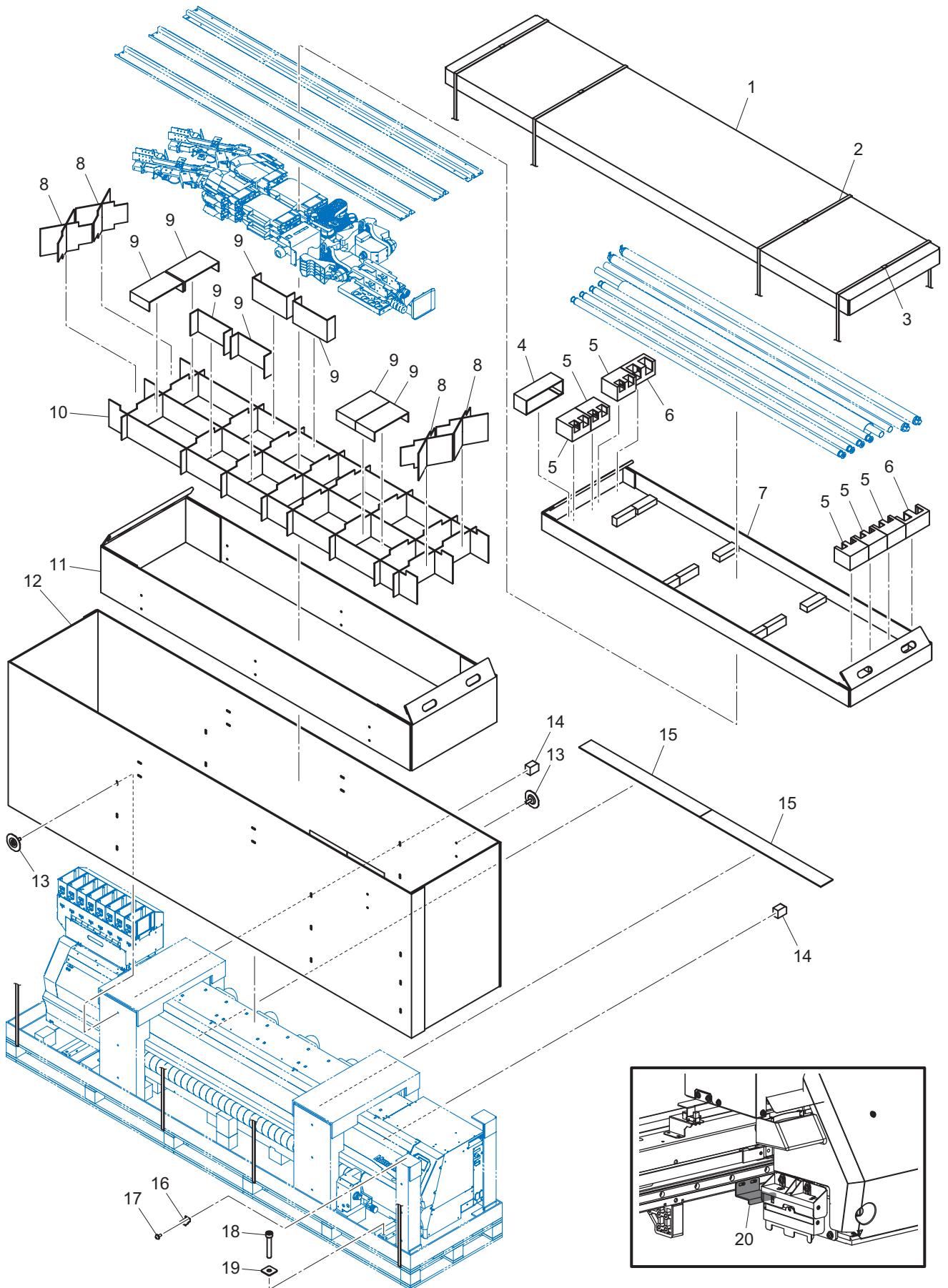


26. PACKING Assy. -1/2

No.	Rank	Part codes	Name of part	Remarks	Quantity used			Common Model	P*1	M*2
					Std	Mk2				
1		M912530	Parts box supporter 4		2	←				
2		M912639	Parts box supporter A		4	←				C3.5
3		M910640	Division leg box		1	←				
4		M910866	Accessory box		1	←				
5		M912432	Parts box supporter C		2	←				
6		M904356	Tray protection plate		8	←				
7		M912414	Body tray 1800TX		1	←				
8		M911791	Pallet 1800		1	←				
9		M910868	Caster Assy.protection sheet		1	←				A1.1

*1 P: Supply quantity *2 M: Changed contents (A: Added part, D: Deleted part, C: Changed part, and Adapted ver.)

26. PACKING Assy. -2/2

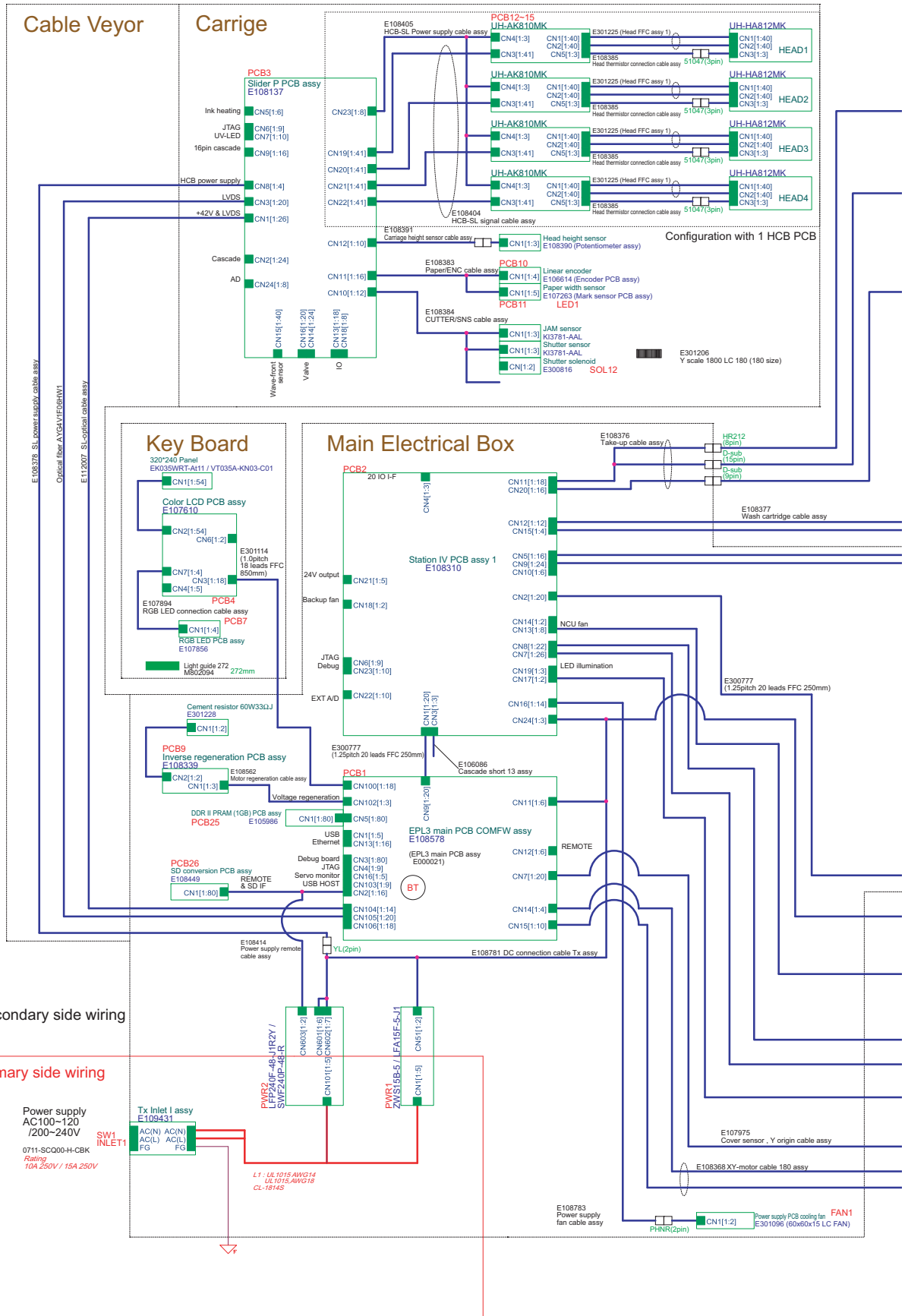


26. PACKING Assy. -2/2

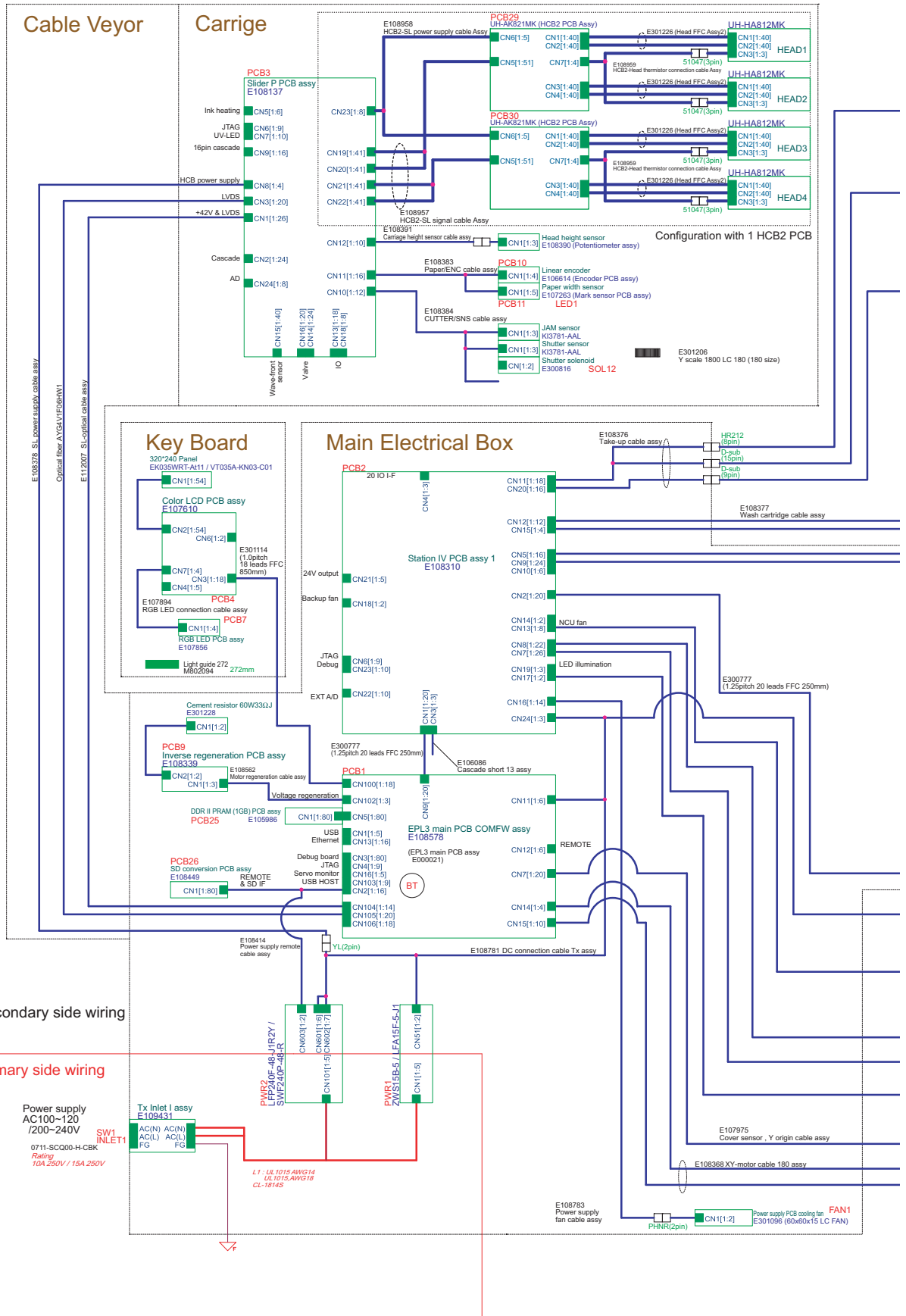
No.	Rank	Part codes	Name of part	Remarks	Quantity used			Common Model	P*1	M*2
					Std	Mk2				
1		M912412	Cap 1800 Tx		1	←				
2		19mm x 1100m	19mm ester band (4m)		4	←				
3		No30C	19mm ester band seal		4	←				
4		M912423	Packing spacer		1	←				
5		M912426	Bar hold box 1		6	←				
6		M912427	Bar hold box 2		2	←				
7		M912416	Bar packing box		1	←				
8		M912422	Parts box separate plate 2		4	←				
9		M912424	Eco-case separate plate		8	←				
10		M912421	Parts box separate plate 1		1	←				
11		M912415	Parts box TX		1	←				
12		M912413	Sleeve 1800 TX		1	←				
13			Metal fastener for 2A		30	←				
14		M911799	Y buffer material 1800		2	←				
15		M911800	Clamp sheet 1800		2	←				
16		M520509	Head stopper		1	←				
17		MM-000559	Screw	P3x8SMW Black	2	←				A1.1
18		MM-000950	Screw	CS8x50 Black	4	←				A1.1
19		MM-000924	Square washer	5/16 t=1.6(8x23x1.6)	4	←				A1.1
20		M536501	Transport BKT		-	1				A3.0

*1 P: Supply quantity *2 M: Changed contents (A: Added part, D: Deleted part, C: Changed part, and Adapted ver.)

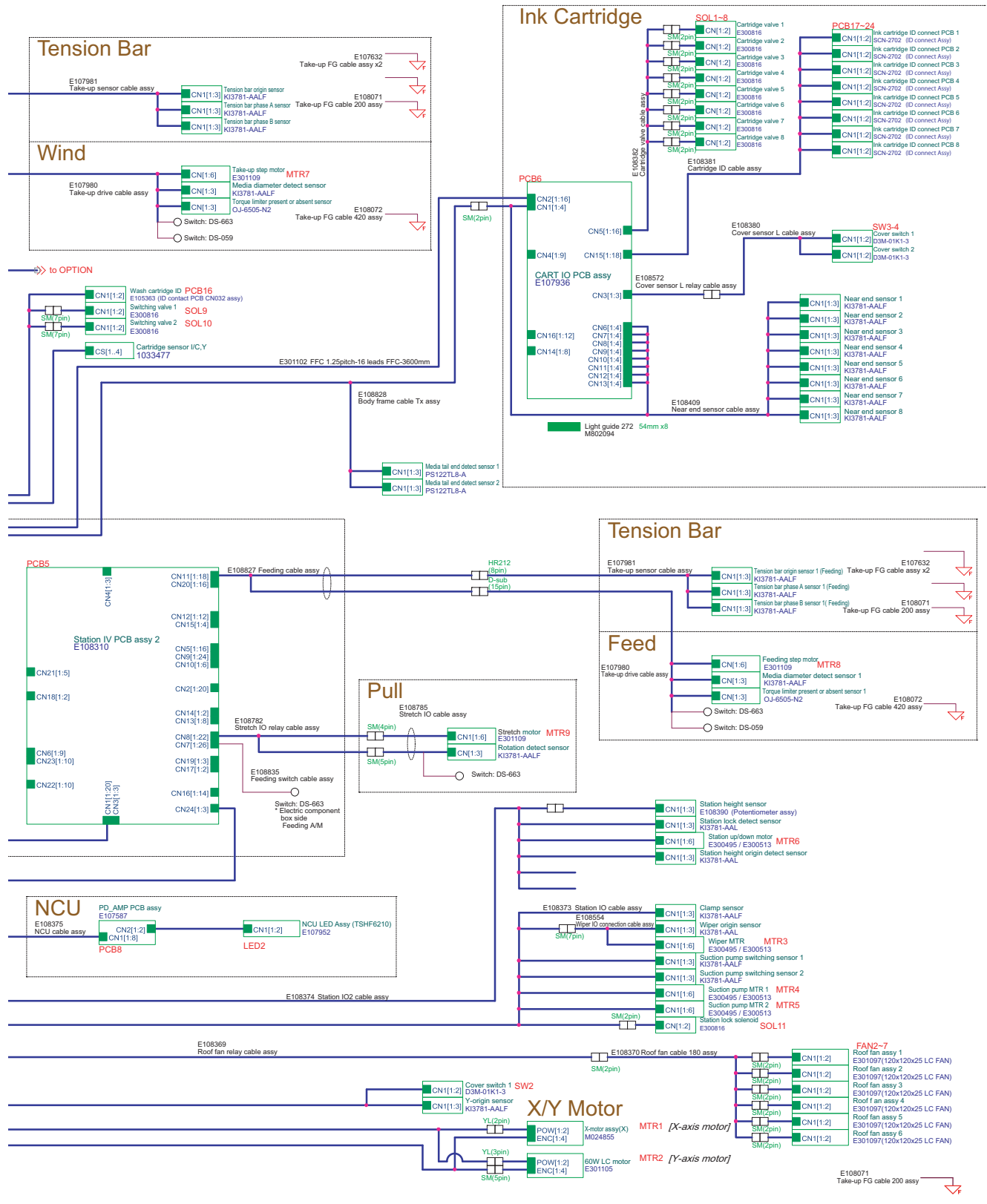
27. BLOCK DIAGRAM (Configuration with HCB PCB)



27. BLOCK DIAGRAM (Configuration with HCB2 PCB)



27. BLOCK DIAGRAM (Configuration with HCB2 PCB)



*1 P: Supply quantity *2 M: Changed contents (A: Added part, D: Deleted part, C: Changed part, and Adapted ver.)

